



## Sekusikhathi sokufundela phezulu!

ILanga lePhasi lokuFundela Phezulu ligidingwa qobe mnyaka ukukhuthaza abantwana abancani, abadadlana nabantu abadala bona babelane ngamandla alethwa magama. Lisikhumbuza soke bona sinelungelo lokufunda, lokutlola, nelokwabelana ngeendatjana zethu.

## It's time to read aloud!


World Read Aloud Day is celebrated each year to encourage children, teenagers, and adults to share the power of words. It also reminds us that we all have the right to read, to write and to share our stories.

### Iinluleko zokufundela phezulu

1. Ukufundela phezulu kuyafana nokuba mlingiswa. Funda ngendlela eveza amaziso ngephimbo lakho.
2. Phrakthisa ukufundela indatjana phezulu amahlandla ambalwa ngaphambi kobana uyifundele abantwabakho.
3. Thoma ngokufunda ibizo lomtloli nelomdwebi ukuze abantwana bakho balemuke bona iincwadezi zenziwa babantu abanjengabo!
4. Vumela abantwabakho bona babukele bebhakulume ngeenthombe.
5. Siza abantwabakho bathuthukise ikghono labo lokuqagela ngokubabuza imibuzo enjengokuthi, "Ucabanga bona kuzokwenzekani ngemva kwalokhu?"

### Tips for reading aloud

1. Reading aloud is always a performance! Put lots of expression in your voice to create the mood.
2. Practise reading the story aloud a few times before you read it to your children.
3. Start by reading the name of the author and illustrator so that your children appreciate that books are created by people just like them!
4. Allow time for your children to look at and talk about the pictures.
5. Help develop your children's prediction skills by asking questions like, "What do you think is going to happen next?"



### Eningakwenza ukuze nigidinge iLanga lePhasi lokuFundela Phezulu

- Vumela abantwabakho benze amabheji weLanga lePhasi lokuFundela Phezulu (qala ikhasi 16) ngaphambi kukaFebherbari 7 bona bawambathe ngelanga lePhasi lokuFundela Phezulu. (Ungathola amanye wamakhophi wamakheji namkha uwathole nangamanye amalimi ku-[www.nalibali.org](http://www.nalibali.org).)
- Yenza incwajana ongayikera uyigoqe yendatjana ekhethekileko yeLanga lePhasi lokuFundela Phezulu, enesihloko esithi *Ukatswana olahlekileko*, emakhasini 5, 6, 11 no-12.
- Fundela abantwana abanengi ngendlela ongakghona ngayo indatjana ethi *Ukatswana olahlekileko*. Iya ku-[www.nalibali.org](http://www.nalibali.org) utlolise kiyo bewutjho nokuthi ufundele abantwana abangaki.
- Khetha imidlalo etlolve ekhasini elingemva encwajaneni ongayikera uyigoqe bese uyenza nabantwabakho.
- Bawa abantwana abadadlana bona bafundele abantwana abancani emndeninakho, eenkundleni zokufunda namkha esikolweni eLangeni lePhasi lokuFundela Phezulu.

### Ideas to celebrate World Read Aloud Day

- Let your children make their World Read Aloud Day badges (see page 16) before 7 February so that they can wear them on World Read Aloud Day. (You can get extra copies of the badge or find it in other languages at [www.nalibali.org](http://www.nalibali.org).)
- Make up the cut-out-and-keep booklet of our special World Read Aloud Day story, *The lost kitten*, on pages 5, 6, 11 and 12.
- Read *The lost kitten* to as many children as you can. Go to [www.nalibali.org](http://www.nalibali.org) and sign up to let us know how many children you read to.
- Choose some of the activities suggested on the back page of the cut-out-and-keep booklet to do with your children.
- Ask older children to read to the younger children in your family, reading club or school sometime during World Read Aloud Day.

## Yenza kube mnandi!

1. Iya ku-[www.nalibali.org](http://www.nalibali.org) utlolise umndenakho, ikundla yokufunda namkha isikolo ukuze wenze iLanga lePhasi lokuFundela Phezulu libe likhulu khulu eSewula Afrika.
2. Ngezi-7 Febherbari 2024, funda indatjana yeLanga lePhasi lokuFundela Phezulu (*Ukatswana olahlekileko*) kibo boke abantwana abasepilwenakho.
3. Phosta iinthombe namavidiyo wezenzakalo zeLanga lePhasi lokuFundela Phezulu ethungelelwaneni lezokuthintana nge-hashtag **#nalibaliwrad2024**

## Join in the fun!

1. Go to [www.nalibali.org](http://www.nalibali.org) to sign up your family, reading club or school and help make this the biggest World Read Aloud Day event in South Africa.
2. On 7 February 2024, read our World Read Aloud Day story (*The lost kitten*) to all the children in your life.
3. Share photos and videos of your WRAD events on our social media sites with the hashtag **#nalibaliwrad2024**

TheNalibaliChannel

nalibaliSA

@nalibaliSA

@nalibalisa

@nalibalisa

nalibalisa

The Nal'ibali Trust

+27 64 801 5496



IT STARTS WITH  
A STORY.  
ITHOMA  
NGENDABA



# Imbewu Yokufunda Nokutlola!


Iindlela zokufundela abantwana abancani nabadadlana

## Literacy Seeds!

Tips for sharing books with babies and toddlers



Babelethi nabatlhogomeli abathandekako babantwana abancani, akunandlela elungileko nengakalungi yokusebenzisa iincwadi ebantwaneni abancani nabadadlana. Kuya ngokuthi usithabela kangangani isikhathi osisebenzisako unabo ukhethe incwadi abafuna ukuyifunda ngokulandelako. Yifundeni incwadi leyo ikani nanisafuna ukuyifunda, begodu akukakateleleki bona niyifunde niyiqede! Ningalinga ngesinye isikhathi namkha niyifunde ngenye indlela, namkha nikhethe ukufunda enye.



Dear parents and caregivers of young children, there's no right or wrong way to use books with babies and toddlers. It's more about enjoying the time you spend together and following their lead in deciding what to try next. Share a book together for as short or as long a time as you both want to – you don't have to finish the book! You can try again later, or in another way – or try a different book.

### Kufuze ngikhethe ziphi iincwadi?

- Khetha iincwadi ezihlukahlukeneko ngelimi lomntwana elikhulunywa ekhaya nakukghonakalako.
- Khetha iindatjana ezikhuluma ngabanye abantwana, imindeneni, nezinto ezijayelekileko ezenzeka qobe langa.
- Iincwadi ezinefanamdumo nalezo ezigoqekako zithandwa khulu ngabantwana abadadlana.
- Yiba neenkhathe ezinengi zokudlala nezokufunda iincwadi ezithandwa mntwanakho, kwenze lokho ngokubuyelelweko!





### What books do I choose?

- Choose lots of different books in your child's home language(s), wherever possible.
- Choose some stories that have other children in them as well as ones that are about family and familiar everyday experiences.
- Rhyme and flap-books are very popular with toddlers.
- Have lots of playful times with books and read books that are your child's favourites again and again!


### Ongayenza nawufunda incwadi

- Zigedle uhlalise umntwanakho hlanu kwakho namkha umsingathe nawufunda naye incwadi.
- Menze aqalisise iinthombe, benikhulume ngamaphuzu, ngabalingiswa nalokho okwenzeka encwadini. Khomba umuntu namkha into ethileko utjho bona ngubani namkha iyini nalokho okwenzekako.
- Bakhombe amagama owafundako. Lokho kusiza umntwanakho azi lokho amezwi angikho, nokuthi "abuyaphi" amezwi owafundako la.
- Sebenzisa ubuso bakho nezandla ekwenzeni indatjana iphile.
- Buza imibuzo ngalokho okwenzekako encwadini. Yiphendule namkha uvumele umntwanakho aphenndule nangabe uyafuna ukuphendula.
- Lalelisa kuhle lokho umntwana akutjhoko nakwenzako namkha akuphendulako. Lokho kwakha ilulubezo kini nobabili kusize umntwana athuthukise ilimi lakhe.
- Funa iingcinye umntwanakho angazifunda encwadini. Ngokwesibonelo: funda imitjho ebuyelelweko endatjaneni namkha wenze amatjhada wabalingiswa nezinto ezisencwadini.



### What to do while reading the book

- Relax and sit comfortably with your child on your lap, or next to you, when you share books.
- Draw your child's attention to the pictures and talk about the concepts, characters and what is happening in the book. Point to someone or something and say what or who it is and what they are doing.
- Point to the words as you read them. This helps your child learn what words are and where the words you are saying "come from".
- Use facial expressions and gestures to make the story come alive.
- Ask questions about what is happening in the book. Answer them yourself or allow your child to answer, if he or she can and wants to.
- Listen carefully to what your child says or does and respond to it. This makes the experience more interesting for both of you and helps to develop your child's language.
- Find parts of the story where your child can join in. For example: saying sentences that are repeated in the story or making the sounds and noises of the characters or objects in the book.



## Uyisebenzisa njani indatjana ethi Ukatswana olahlekileko

1. Bawa umntwanakho – ungathomi umkatelele- azokufunda nawe.
2. Funa indawo ethulileko ongafundela kiyo. Cima i-TV, umrhatjho nomaliledinini.
3. Hlala nomntwanakho namkha umsingathe.
4. Thoma ngokukhuluma ngekhasi elingaphandle lencwadi. Funda isihloko nebizo lomtoli nelomdwebi.
5. Bukelani iinthombe ezisekhasini ngalinye. Khuthaza umntwanakho bona anukelele namkha athinte amaphepha wamakhasi wencwadi.
6. Yenza indatjana iphile! Yifunde ngamaphimbo ahlukahlukene, lakaNeo, lakaBella, nelababelethi bakaNeo, nelakaGina.
7. Buza, "Ucabanga bona kuzokwenzekani ngemva kwalokho?" eengcenyeni ezihlukahlukene zendatjana. Imibuzo enjalo izokwenza umntwana acabange.
8. Khulumisanani ngendatjana. Nicoce ngemibuzo enjengokuthi, "Uyabathanda na abokatswana? Kubayini uNoodle akhonkotha ukatswana? Kubayini uBella bekadanile lokha uGina nakazokulanda ukatswana?"
9. Tjela umntwana ngalokho okuthandako ngeenthombe. Buza umntwanakho bona khuyini ayithandako ngeenthombe.
10. Ngaphezu kwakho koke, kuthabele ukufunda incwadi, ulinge ngakho koke ukwenza ukufunda kube mnandi!



## How to use the story The lost kitten

1. Invite – never force – your child to read with you.
2. Find somewhere quiet and comfortable to read. Turn off the radio, TV, and cell phone.
3. Sit close together or with your child on your lap.
4. Start by looking at and talking about the book's front cover. Read the story's title and the names of the author and illustrator.
5. Look at the pictures on each page. Encourage your child to smell, hold or touch the pages.
6. Make the story come alive! Use different voices for Neo, Bella, Neo's parents, and Gina.
7. Ask, "What do you think is going to happen next?" at different parts of the story. Such questions will help to stimulate your child's imagination.
8. Talk to each other about the story. Discuss questions like, "Do you like kittens? Why did Noodle bark at the kitten? Why was Bella sad when Gina came to fetch the kitten?"
9. Tell your child what you like about the illustrations. Ask your child what they like about the illustrations.
10. Most of all, enjoy sharing the book, and always try your best to make reading fun!

## Eningakwenza ngendatjana ethi Ukatswana olahlekileko

**Elangelo loke njalo (nanyana kunemisebenzi oyenzako) ungadlala kamnandi nabantwabakho:**

- 🐾 Bhina ingoma ngeenlwana nangamatjhada eziwenzako.
- 🐾 Qala abantwabakho uthi, "Lotjha, ibizo lami nginguGinger. Myewuu, myewuu, myewuu!" namkha "Lotjha! Ibizo lami nginguNoodle. Woov, woov, woov!". Itjho nezinye iinlwana namatjhada eziwenzako.
- 🐾 Khuthaza abantwana bakho bona balinge ukudveba ukatsu,inja namkha esinye isilwana.
- 🐾 Bawa abantwabakho bacoce ngabokatsu, izinja, nananyana yini abayithandako.



## Activity ideas for The lost kitten

**Throughout the day (even when you are doing chores!), you can do fun activities with your children:**

- 🐾 Sing a song about animals and the sounds that they make.
- 🐾 Look at your children and say, "Hello! My name is Ginger. Meow, meow, meow!" or "Hello! My name is Noodle. Woof, woof, woof!" Include other animals and the sounds they make.
- 🐾 Encourage your children to try drawing a cat, a dog, or another animal.
- 🐾 Invite your children to tell stories about cats, dogs, or anything else that interests them.

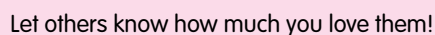
# Days to celebrate in February!



Create awareness about how important healthy wetlands are for protecting communities and ecosystems from the effects of climate change.

Campaign for women and girls to be able to participate more in science.

Celebrate the importance of radio broadcasts that share news, music, ideas, and experiences from around the world.



Share ideas and actions on how to fight against unemployment, poverty and laws and behaviour that make it difficult for others to be part of society.



1. Sika amakhasi 5 kuya ku-12 wesengezelelo.
2. Iphepha elinamakhasi 5, 6, 11 no-12 enza incwadi yinye. Iphepha elinamakhasi 7, 8, 9 no-10 enza enye incwadi.
3. Sebenzisa amaphepha la ukwenza incwadi. Landela iinqophiso ezingenzasi ukwenza incwadi ngayinye.
  - a) Bhinca iphepha libe siquntu emudeni wamaqatjhaza anzima.
  - b) Libhince libe siquntu godu emudeni wamaqatjhaza ahlaza satjani.
  - c) Sika emideni yamaqatjhaza abomvu.



1. Take out pages 5 to 12 of this supplement.
2. The sheet with pages 5, 6, 11 and 12 on it makes up one book. The sheet with pages 7, 8, 9 and 10 on it makes up the other book.
3. Use each of the sheets to make a book. Follow the instructions below to make each book.
  - a) Fold the sheet in half along the black dotted line.
  - b) Fold it in half again along the green dotted line.
  - c) Cut along the red dotted lines.



First they went to the library, then they went to the shop and on their way home the neighbour let them put a poster on her gate. They saved one poster and put it on the school's notice board on Monday.

“Let's get started!” said Neo.  
Once they had made four posters, Dad said, “I think that's enough. Let's go put them up.”

On Saturday morning, Bella arrived very early. “I brought paper and crayons to make posters,” said Bella as she hugged the kitten.

## The lost kitten



## Ukatswana olahlekileko

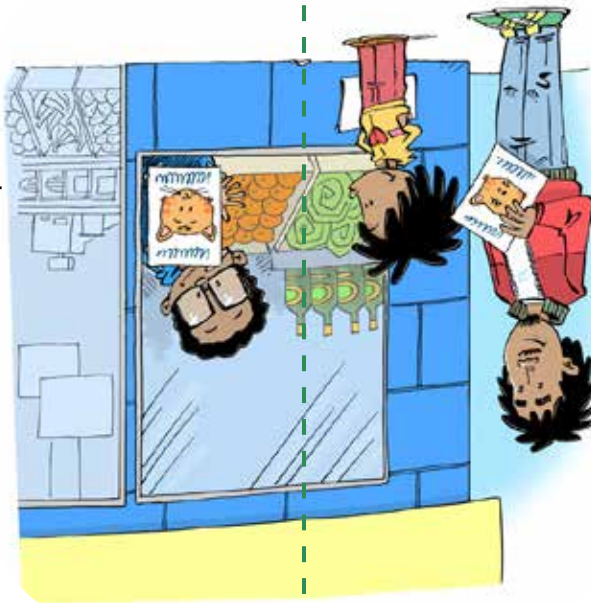
Stacey Fru • Rico Schacherl

**Ideas to talk about:** Do you or does someone you know have a pet? How would you feel if the pet got lost? What could you do to try and find the lost pet? How would you feel if you found it again?

**Eningacoca ngakho:** Kghani wena namkha omunye umuntu omaziko ninaso isilwana enisifuyileko? Ungazizwa njani nange isilwaneso singalahleka? Ungenzani bona ufumane isilwana esilahlekileko? Ungazizwa njani nange ungasifumana godu?



Kokuthoma bayabulungelweni leencwadi, ngermva kwalo kхо bayasendleleni etjhi nge ekhayu umakhelwana wabavumela bona baphanyeke iphosta eyegeni yakwakh. Batjhiya iphosta yijinge bona bayojiphanyeka ebhodini lezaziso esikolweni ngoMvulo.



NgoMgqibelo ekuseni, uBella wafika ekuseni khulu. “Ngiphethe iphepha namakhrayoni bona senze amaphosta,” kutjho uBella njengombana asingatha ukatswana. “Asithomeni! kutjho uNeo. Kuthe nasele benze amaphosta amane, uBaba wathi, “Ngicabanga bona anele. Asikhambeni siyowaphanyeka.”

Neo, Bella and Noodle are enjoying themselves in Neo's front garden. Suddenly, Noodle jumps up and starts barking. Just then, a tiny kitten crawls out from under a bush. Bella immediately falls in love with the little kitten. But it looks like it belongs to someone else. What will Neo and Bella do?



UNeo, uBella noNoodle bayazithabisa esivandeni sakaNeo esingaphambili. Kusese njalo, uNoodle weqela phezulu wathoma ukukhonkotha. Kwavela ukatsu omncani akhamba buthaka ngaphasi komuthi. UBella wathoma ukumthanda khonokho ukatsu omncani. Kodwana kubonakala ngasuthi ngewomuntu othileko. Kazi uNeo noBella bazokwenzani?

### Get story active!

- Draw a picture of your favourite part of the story.
- Why don't you try acting out this story or a part of it with a group of your friends and family? You can even have someone pretend to be Ginger and Noodle. Use actions, words, and voices to make it fun!
- Make a poster of your pet or a pet you would like to have. Draw a picture of your pet. Write or ask someone to help you write the size, colour, and name of your pet.

### Yenza indaba le ibemnandi!

- Dweba isithombe sengcenywe oyithandako endabeni le.
- Kubayini ungalingi ukulingisa indaba le namkha ingcenywe yayo nesiqhema sabangani nomndeni? Ningenza nokuthi omunye abe nguGinger omunye abe nguNoodle. Yenza ukuthileko, usebenzise amezwi namkha amaphimbo ukwenza bona kube mnandi!
- Yenza umkhangiso wesilwana esifuywako namkha wesilwana ongathabela ukuba naso. Dweba isithombe sesilwana sakho esifuywako. Tlola namkha ubawe othileko akusize utfole isilinganiso, umbala negama lesilwana sakho esifuywako.

Nal'ibali is a national reading-for-enjoyment campaign to spark and embed a culture of reading across South Africa. For more information, visit [www.nalibali.org](http://www.nalibali.org)



INal'ibali lijima lephasi mazombe lokuzithabisa ngokufunda elenzelwe bona livuselele belidzimelelise isiko lokufunda kiyo yoke iSewula Afrika. Bona ufumane imininingwana eyengeziweko, vakatjhela ku-[www.nalibali.org](http://www.nalibali.org)



Ubaba waqala ngehla kwencwadi ebekayifundela uMbalu. Wathi, “Kuzokufuze silinge ukufumana umnikazi kungenzeka utshwenyeka khulu ngokulahlekelwa ngukatswankhe. “Sele kulada bona singamfuna entambama nje,” kutjho uMma. “Kodwana kusasa ekuseni singenza amaphosta wakatswana olahlekeleko bese siwaphanyeka. Mhlamunye umnikazi uzwabona.” Ngesikhathi uMma akhambisa uBella noNoodle ekhaya, uNeo wafumana ibhoksi lamanyathelo nejezi edla bona enzele ukatswana umbhede omtofotofo. Ubaba wamupha ukudla wamnikela namanzi ahlanzekileko ngesikotilelo esikhulu. Msinyana ukatswana besele asuthi bewalida.



“Oh, hello,” said Neo when he saw a girl he had not met before standing at the door. “Hello, my name is Gina,” said the girl. She looked worried. “I saw your poster at the library. I think the kitten you found may be mine. Her name is Ginger and she has a blue collar around her neck.”

On Tuesday afternoon, Neo, Bella, Noodle and the kitten were playing in the lounge. Knock, knock, knock! There was someone at the door. Neo ran to open the door. “Who is it, Neo?” asked Bella. Noodle barked excitedly. All the noise gave the kitten such a fright that it ran and hid under the couch.

On Friday afternoon, Neo and Bella were playing in Neo’s garden. Noodle was sleeping peacefully in the sun.



Suddenly, Noodle jumped up and started barking. Woof, woof, woof!

“What’s wrong, Noodle?” Bella asked.

Bella’s face lit up. “Thank you!” she said. “Neo and I would love to visit tomorrow afternoon.”

“But,” said Neo, “I think Noodle should stay home.” And everyone agreed that this was probably a very good idea.



Ubuso bakaBella bathoma ukutjhaphuluka. Wathi, “Ngiyathokoza!” “Mina noNeo singakuthabela ukuvakatjha kusasa ntambama.”

“Kodwana,” kutjho uNeo, “Ngicabanga bona uNoodle uzokusala ekhayapha.” Boke bavumelana ukuthi lo mbono omuhle khulu.



When they arrive at Lebo's home, Gogo rests on the sofa.  
Lebo dashes into the lounge. "Gogo, Gogo, I know what we can do today! We can go to the mall. There are lots of shops with nice toys and ice cream!"  
"I'm afraid I can't. The mall is too big, and I will get so tired."  
Kwathi nabafika ekhaya likaLebo, uGogo waphumula esofeni.  
ULebo wangena agijima ngekumbeni yokuphumula. "Gogo, Gogo, ngiyazi bona singenzani namhlanjesi! Singaya e-mall. Kunentolo ezinengi ezinamathoyisi amahle nama-ice cream!"  
"Angiboni ngizokuya lapho. I-mall yikulu khulu, begodu ngizokudinwa msinya."

Lots more free books at [bookdash.org](http://bookdash.org)



### Get story active!

- ★ Imagine that you are going to have a tea party for your family and friends. Make a list of the food you would make.
- ★ Write a message to invite your family and friends to your party. It can be an invitation card, a letter, an SMS or a WhatsApp message.
- ★ Now draw a picture of you and your family and friends at the tea party.

### Yenza indaba le ibemnandi!

- ★ Zicabange wenza umnyanyana wetiye umeme iinhlobo nabangani. Tlola irhelo lokudla ozokwenza.
- ★ Tlola isimemo umemele iinhlobo nabangani bakho emnyanyeni. Kungaba simemo sekarada, incwadi, i-SMS namkha umlayezo we-WhatsApp.
- ★ Nje-ke dweba isithombe sakho nomndeni nabangani nsemnyanyeni wetiye.

Nal'ibali is a national reading-for-enjoyment campaign to spark and embed a culture of reading across South Africa. For more information, visit [www.nalibali.org](http://www.nalibali.org)



INal'ibali lijima lephasi mazombe lokuzithabisa ngokufunda elenzelwe bona livuselele belidzimelelise isiko lokufunda kiyo yoke iSewula Afrika. Bona ufumane imininingwana eyengeziweko, vakatjhela ku-[www.nalibali.org](http://www.nalibali.org)

## Lebo and Gogo's tea party




## Umnanyanya wetiye kaLebo noGogo

Siphosethu Zantsi • Sashni Govender • Elizabeth Sparg

**Ideas to talk about:** Have you ever been to a tea party? What kind of food do you think should be at a party? How is a tea party different from other kinds of parties?

**Eningacoca ngakho:** Wakhe waya emnyanyeni wetiye? Kukudla okunjani okufuze kube semnyanyeni lowo? Umnanyanya wetiye uhluke njani keminye iminyanya?



“Gogo, you must come. We will have so much fun!” Lebo says, excitedly. During the drive, Lebo bounces on her seat. She thinks of all the wild adventures she and Gogo will have in the city.

“Gogo, khamba nathi. Kuzokuba mmandi khulu sisoke!” kutjho uLebo athabile.

Nababuyako ngekoloji, uLebo usolo uyabhampa esihlalweni ahlezi kiso. Ucabanga ngezinto ezinengi ezimnandi yena noGogo abazozenza nasele bafikile edorobheni.



“Gogo, Gogo, I know what we can do today! We can go to the park!” “I’m afraid that won’t work. The dogs in the park will run around and could make me fall again.” “Gogo, Gogo, ngiyazi bona singenzani namhlanjesi! Singaya ephageni!” “Angakhe ngikghone. Izinja ezisephageni zingajimisana zigcine sele zingiwisa godu.”

Lebo is at Gogo’s farm. She is bored with chasing the animals.

“Now you chase me, Gogo!” Lebo shouts as she races past.

“Slow down, Lebo,” Gogo says, hurrying to catch up.

Gogo trips over a rock while chasing Lebo.

“Ouch!” she screams. Gogo has hurt her ankle.

ULebo useplasini likaGogo. Ubhorwe kugijimisana neenlwana.

“Gijimisa mina Gogo!” Atjho arhuwelela uLebo adla phasi.

“Yehlisa ibelo Lebo,” kutjho uGogo amlandela afuna ukumbamba.

Nakuya uGogo azakukhutjwa lilitje nakagijimisa uLebo.

“Yooo!” arhuwelela.


UGogo walimala ingogoriyana ngobunjalo-ke.



ULebo uthulile njengombana uGogo athunga.

Kusesenjalo wacabanga okhunye! “Gogo, Gogo, ngiyazi singenzani namhlanjesi! Asibize abantu bazokusela itiyе. Gogo, ungahlala khona la. Mina ngizakulethela yoke into ngombana ulimele.”





Lebo is quiet while Gogo knits.  
Suddenly she has an idea! “Gogo,  
Gogo, I know what we can do today!  
Let’s have a tea party. Gogo, you can  
sit here. I will bring everything to you  
because you are hurt.”






Ugogo wabuya kwadorhodere  
afake ibhudzu lokulimala, akhamba  
nangamakhratjhi.  
“Gogo sibawa ukhambe nathi  
edorbheni khona sizokutlhogomela,”  
kujho unina kaLebo.  
“Angekhe ngityhiye ipasi lami lodwa.  
Ngizozitlhogomela mina,” kuphendula  
uGogo ngekani.



Gogo comes back from the doctor with a special boot and crutches.  
“Gogo, come back to the city with us so that we can take care of you,” says Lebo’s mom.  
“I won’t leave my farm. I will manage on my own,” Gogo replies, stubbornly.

A second later, Lebo’s eyes are wide  
with excitement. “Gogo, Gogo, I know  
what else we can do today. Let’s go to  
the beach.”  
“I’m sorry, Lebo. I’m afraid my  
crutches will sink into the soft sand.”  
Ngemva komzuzwana, uLebo arhudle  
amehlo athabile. “Gogo, Gogo, ngiyazi  
bona singenzani namhlanjesi! Singaya  
elwandle.”  
“Ungilibalele Lebo. Ngiyasaba bona  
amakhratjhisami la angabhajwa esandeni.”





Kwathi ngeLesibili ntambama, uNeo, uBella, uNoodle nokatswana bebadlala ngekumbeni yokuphumula. *Ko ko ko!* Bekunomuntu emnyango. UNeo wagijima wayokuvula umnyango. “Ngubani Neo?” kubuza uBella. UNoodle wakhonkotha athabile. Loke itjhade! lenza ukatswana wathukwa wagijima wayozifihla ngaphasi kwesofa. “Eh, lotjha,” kutjho uNeo nakabona umntazana angakhange ambone ngaphambili njame emnyango. “Lotjha, igama lami ngingugina,” kutjho umntazana. Ubonakala atshwenyekile. “Ngibone iphosta yakho ebulungelweni leencwadi. Ngicabanga bona ukatswana enimfumeneko kungenzeka ngevami! Igama lakhe nguGinger begodu unebhanda elihlaza kwesibhakabhaka entanyenkhe.”



Dad looked up from the book he was reading to Mballi. “We should try to find the owners. They are probably very worried about their lost kitten,” he said. “It’s too late to find them tonight,” said Mom. “But tomorrow morning we can make posters about the lost kitten and put them up. Maybe the owner will see the posters.” While Mom walked Bella and Noodle home, Neo found a shoebox and an old jersey to make a cosy bed for the kitten. Dad fed it and gave it a big bowl of clean water. Soon the kitten had a full belly and was fast asleep.

NgeLesihlanu ntambama, uNeo noBella bebadlala esivandeni sakaNeo. UNoodle bekazilalele ngokuthula elangeni.



“Ginger! I missed you,” said Gina hugging her kitten. She was very happy too. “Thank you for taking such good care of her, Bella and Neo.” “I’m happy that you found your kitten,” said Bella. “But I’m a bit sad that we won’t see Ginger again.” Neo put his arm around Bella’s shoulder. He could see that she was about to cry. “Oh, don’t worry!” said Gina. “We live close by. You are welcome to visit Ginger whenever you like.” “Ngikuhlulukele Ginger!” kutjho uGina asingatha ukatswanakhe. Naye bekathabe khulu. “Ngiyathokoza ngokuthi nimtlhogomele kuhle kangaka, Bella nawe Neo.” “Ngithabela ukuthi umfumene ukatswanakho,” kutjho uBella. “Kodwana ngitshwenyekile kancani ngokuthi angekhe sisambona uGinger godu.” UNeo wabeka umkhonwakhe emahlombe kaBella. Bekabona ukuthi sele azokulila. “Awa, ungatshwenyekile!” kutjho uGina. “Sihlala khona eduzapha. Nivumelekile bona ningeza nizokuvakatjehela uGinger nanyana kunini nanifunako.”

Kusesenjalo uNoodle wegela phezulu wathoma ukukhonkotha. *Woov, woov, woov!* “Khuyini Noodle?” kubuza uBella.

“Sicabanga bona ulahlekile, kodwana kubonakala ngathi nge womuntu othileko ngombana unebhanda elihlaza kwesibhakabhaka entanyenakhe.” kutjho uBella.

“Mma, Baba, qalani! Sifumene ukatswana esivandeni!” kurhwelela uNeo njengombana bagijimela ngekumbeni yokuphumula.



“Mom, Dad, look! We found a kitten in the garden!” shouted Neo as they ran into the lounge.

“We think it’s lost, but it must belong to someone because it has a blue collar around its neck,” said Bella.

Then they heard another sound coming from the bushes. *Meow, meow, meow!* A tiny ginger kitten crawled out from under a bush. Bella rushed over and picked it up very carefully. “Look at its cute furry face,” she said, showing Neo.

“And it has a pretty blue collar around its neck,” said Neo.

Noodle wanted to see too, but his barking scared the kitten, so Neo and Bella took it inside.

Kusesenjalo bezwa elinye itjhada livela emahlathini. *Myewuu, myewuu, mnyewuu!* Ukatswana omncazana otjhedlana selananaba aphuma ngaphasi kwehlatjhana. UBella warhaba wayomguga ngobuthakgha. “Qala ubuso obuhle nobuphuphuzela uboya.” Utjho njalo atjengisa uNeo.


“Begodu unebhanda elihle elihlaza kwesibhakabhaka entanyenakhe,” kutjho uNeo.

UNoodle bekafuna ukubona, kodwana ukukhonkotha kwakhe kwathusa ukatswana, yeke uNeo noBella bamngenisa ngendlini.



ihlizigo kaBella yabethela phezulu kancazana. Bekafuna ukumthatha ukatswana lo, kodwana bekazi ukuthi uGina kungenzeka utshwenyeke khulu ngokatsu. “Ngena,” kutjho uBella.

Kodwana kuthe lokha nabangena ngekumbeni yokuphumula, ukatswana bekangekho. “Yoo!” kutjho uBella. “Ngithemba bona ukatswana akakadhlhiki godu!”



Bella’s heart skipped a beat. She really wanted to keep the kitten, but she knew that Gina must have been very worried about her kitten. “Come in,” said Bella.

But when they walked into the lounge, the kitten was nowhere to be seen. “Oh no!” said Bella. “I hope the kitten isn’t lost again!”

Neo, Bella and Gina looked all over the lounge, but they couldn’t find the kitten anywhere. Gina looked very sad.

Then they heard Noodle in the kitchen. *Woof, woof!* This was followed by a loud *CRASH!*

The children hurried to the kitchen. There sat the kitten. It had knocked over its water bowl when Noodle barked and was now very wet. Bella scooped it up and quickly dried it. Then she handed the kitten to Gina.

*Purr, purr, purr.*

The kitten was very happy!



UNeo, uBella noGina bazuma yoke indawo ngekumbeni yokuphumula, kodwana akhange bamfumane ukatswana. UGina wabonakala atshwenyeke khulu.

Kusese njalo bezwa uNoodle ngekhwitjhini. *Woov, woov!* Kwalandela itjhada elikhulu *LOKUWA!*

Abantwana bagijimela ngekhwitjhini. Nanguya ukatswana. Uketule isitja sakhe samanzi lokha uNoodle nakakhonkothako nje sele amanzi komhlolo. UBella wasibutha nakaqedako wamomisa. Wathatha ukatswana wamnikela uGina. *Phurr, phurr, phurr.* Ukatswana bekathabe khulu!

# Indaba zeNal'ibali



# Nal'ibali News

## UKUGIDINGA IPUMELELO

## © (CELEBRATING MILESTONES)

IPhrojekthi yeLebalelo yokuTlola yasungulwa ngoMeyi 2023. Hlangana nefundobandulo nababelethi, sahlola ukuthi singawavula njani amathuba angeziweko wezefundo ebantwaneni abakarisako nabazimiseleko. Saqunta ukuthi sizokuba nomnyanya wabantwana ngoSeptemba 2023, njengombana kuyinyanga yakho kokubili, ukuTlola nokuFunda neNyanga yamaGugu. Umnyanya wethu bewuzokuhlanganisa imidlalo yokugqugqezelana, iinkhathi zokucoca iindaba, ukugida nezinye izinto ezizokuthabisa bezihlekise abantwana abakhona.

Hlangana nomnyanya, ebegade ugidingwa esikolweni seKwata Primary School endaweni yemakhaya e-Ga-Phala, sadzimelela ekuthuthukisweni kokuba nelwazi ngamasiko nokwahlukana. Hlangana nabantu ebebakhambela umnyanya lo, bekunabafundi abali-160 abavela eenkolweni ezili-12 zeendaweni zemakhaya ezilithoba. Abantu abadala abamatjhumani amane nethoba, kuhlanganise nabotitjhere, amalunga we-Ga-Phala Traditional Authority, neweLebalelo Water User Association, kanti neFetakgomo Municipality Librarians yahlanganyela nathi, yatjengisa amasiko ahlukahlukene ukwenzela bona abantwana bafunde ngawo be bathabele ukunotha kwamasiko weSewula Afrika. Abantwana baveze be bathuthukisa amakghonwabo nebonelo phambili labo, ngokusebenzisa umvumo nokugida.

The Lebalelo Writing Project was launched in May 2023. During a workshop with parents, we looked at how we could create more educational and learning opportunities for children that were fun and engaging. We decided that we would have a children's festival in September 2023, as it is both Literacy and Heritage Month. Our festival would include interactive games, storytelling sessions, dance and other activities that would bring joy and laughter to the young attendees.


During the festival, which was held at Kwata Primary School in Ga Phala village, we focused on promoting cultural awareness and diversity. In attendance were 160 students from 12 schools in 9 villages.

Forty-nine adults, including teachers, members of the Ga Phala Traditional Authority, the Lebalelo Water User Association, and the Fetakgomo Municipality Librarians also joined us to showcase different cultures and traditions so that the children could learn about and appreciate South Africa's cultural richness. Through activities like music and dance performances, the children expressed and developed their artistic and imaginative abilities.



Omunye umphumela wamalungiselelo wethu womnyanya, kube kuthuthukiswa kwencwadi etlolelwe abantwana, etlolelwe bantwana nababelethi babo. Simeme iinkolo zendaweni bona zikhethe abantwana abazokubandulelwa ukutlola iindaba nokudweba, bazokubandulwa bahlohlozeli beendaba zeNal'ibali nomtlozi uReallance Mashigo.

NgoJulayi 2023, iindaba ezatolwa bantwana besikolo nababelethi babo neminye imidweba yabantwana kwakhanjiswa bona kuyokugadangiswa, kwenziwa incwadi ethi, **"Ke Leeto story collection"**, eyasungulwa ngomhlaka 30 Septemba 2023 hlangana noMnyanya wabaNtwaba weLebalelo.



One of the outcomes of our festival preparations was the development of a book written for children by children and their parents. We invited local schools to select children who would be trained in story writing and drawing by our Nal'ibali story sparkers and Reallance Mashigo, an author.

In July 2023, the stories written by the school children and their parents as well as some children's drawings were submitted for publishing as a book titled **"Ke Leeto story collection"**, which was launched on 30 September 2023 during the Lebalelo Children's Festival.



Iminyanya ingaba yindawo ephephileko neyokuzibandakanya kwabantwana bahlangane neentanga zabo ezivela kwezinye iinkolo, benze abangani abatjha be bathuthukise namakghonwabo wokuzibandakanya nabanye.



Iminyanya yabantwana ingahlanganisa imiphakathi ngokubandakanya abosomahwebo bendaweni, iinkolo neenhlango. Lokhu kusiza ekwakheni umphakathi omuhle noziqhenyako.

Children's festivals can bring communities together by involving local businesses, schools, and organisations. This helps build a sense of community and pride.

Abantwana bakhamba nabotitjhere babo.

The children are accompanied by their teachers.



Festivals can provide a safe and social environment for children to interact with their peers from different schools, make new friends and develop social skills.







# Mr Matsane's favourite thing

By Siphiliselwe Makhanya ■ Illustrations by Magriet Brink and Leo Daly

Story  
corner



Duma was crazy about soccer. When he wasn't playing soccer or watching it on TV, he cut out pictures of all the players from his dad's old soccer magazines and stuck them above his bed. On rainy days, Duma and his friend Simphiwe made tiny soccer players out of paper and played many soccer games with them.

The only person who loved soccer more than Duma was his dad, Mr Matsane. Mr Matsane loved soccer so much that he gave his son the same name as his favourite player – Duma "Lightning" Nyawo. Whenever Mr Matsane saw Lightning playing on TV, he stood up. As the soccer star dribbled the ball towards the goal posts, he always shouted, "BASHAAAAAYE! NGEZULU! Strike them with lightning!" Then he waited, leaning towards the TV as though Lightning had heard him through the glass screen.

If Lightning missed the goal posts, Mr Matsane held his head and groaned, just like all the soccer fans on the TV did. But when Lightning scored, Duma and his dad cheered and grabbed each other. They jumped up and did a little dance, ending with a special wave. Then they flopped back onto the sofa, laughing.



In their lounge, in a cupboard with glass doors, Duma's dad kept his favourite thing in the whole world – a soccer ball signed by Lightning himself. "That's my homeboy!" Duma's dad liked to tell his friends when he showed them the ball. "He grew up just over the hill from where my family lived. Look what a star he is now!"

Simphiwe was just as soccer mad as Duma and his dad. One day, the two friends were playing soccer in the backyard of Simphiwe's house. The yard ended near the river.

"Who is a better striker – Maake or Zondi?" asked Duma.

"My father says Maake is the best striker," said Simphiwe. "He can kick with the left foot or the right foot. Zondi always kicks with the same foot."

"But Zondi can kick from very far away," said Duma.

"How about you pretend that you're Zondi and I'll pretend that I'm Maake, and we can have a contest?" suggested Simphiwe.

"Okay!" agreed Duma.

The boys were using a soccer ball made of mud, newspaper and lots of plastic shopping packets. Simphiwe tried using his left foot to kick the ball between the rocks they used as goal posts. "This is hard," he said. "This ball won't do what I want it to do! Why is it so difficult?"

"I think it's the ball," said Duma. "My dad says the air in the ball can make the game good or bad."

"But we don't have a ball with air inside it," said Simphiwe. "Maybe we have to wait until we get a proper ball to have this contest."

Duma didn't want to wait. He frowned and thought for a little while. Suddenly, he smiled and looked excited. "I know where we can get a ball!" he said. "Wait here, I won't be long."

Soon Duma came back, carrying his dad's favourite thing – the soccer ball that Lightning had signed. Now the game was very exciting. Duma pretended he was Zondi, dribbling the ball past all the other players. Yes! Zondi could see his chance to score. Duma kicked the ball as hard as he could. It shot towards the goal posts and bounced off one of the rocks. Then it flew away, spinning straight towards the river at the bottom of the yard.

"OH NO!" groaned Duma as he watched the ball. He was so scared that he couldn't move. Simphiwe rushed after the ball, but it rolled too fast. *SPLASH!* The ball landed in the river. Duma ran to his friend. Together they watched the ball growing smaller and smaller as the rushing water carried it further and further away.

When the boys didn't come home that afternoon, their parents started to worry. All the neighbours helped search for Duma and Simphiwe for hours and hours, but the boys were nowhere to be found.



At last, as the sun was setting, Mr Matsane called the police. They brought a big dog named Jopie to help them find Duma and Simphiwe. *SNIFF, SNIFF, SNIFF*, went Jopie, smelling the boys' clothes, *SNIFF, SNIFF, SNIFF*. As soon as she caught the boys' scent, she wagged her big tail and raced off, and all the adults ran along behind her. The chase led them to a place under the bridge further down the river. There sat Duma and Simphiwe. They were huddled together, shivering, with their T-shirts pulled over their knees to keep warm. The light from the policemen's torches shone on their tear-streaked faces.

"I'm sorry, Dad," said Duma once they were safely home. "I didn't mean to lose your favourite, most important thing. We were going to put it back." He started to cry all over again and he cried harder and harder.

Mr Matsane rubbed Duma's back and smiled. "What are you talking about?" he asked. "That old soccer ball was nice, but it was never the *most* important thing in my life." Then Mr Matsane leaned down and gave Duma a big hug. "Duma, you are the most important thing in my life!" he said. And this made Duma want to do a little dance.

## Get story active!

- Do you have a favourite sport? Do you have a favourite player in that sport?
- Do you have a favourite thing? What makes it special?

- Draw pictures of your favourite things. It can be your favourite clothes, food, animal or person.

# Kokuzithabisa kwabakwaNal'ibali

## Nal'ibali fun

1.

### Yenza ibheji

1. Sika lapha kunamacatjhazi abovu khona bona kuphume ibheji.
2. Faka imibala esithombeni.
3. Sika indingiliza ebhoksini elingana nebheji, njengebhoksi lama-Cornflakes.
4. Namathisela ibheji ebhoksini ngegulu
5. Namathisela isipelede ngesolotheyipi ngemva kwebheji. Namkha ubhoboze intunja phezudlwana ufake kiyo intambo yewulu, khona uzoyilengisa entanyenakho
6. Uthabele ukumbatha ibhejakho njengombana ufunda bewulalela iindatjana ngeLanga lePhasi lokuFundela Phezulu.

### Make a badge

1. Cut along the red dotted line to cut out the badge.
2. Colour in the picture.
3. Cut a circle the same size as the badge from some thin cardboard, for example, a cereal box.
4. Use glue to paste the badge onto the cardboard.
5. Use sticky tape or masking tape to attach a safety pin to the back of the badge. Or make a hole at the top and thread some wool or string through it so that you can hang it around your neck.
6. Enjoy wearing your badge as you read and listen to stories on World Read Aloud Day.



2.

Sebenzisa amaledere la bona wakhe amagama amahlanu ahlathulula ukatswana endatjaneni ethi *Ukatswana olahlekileka*.

NATJHEODLA

KOKIOLAHLELE

ONAZACAMN

HLEOBV

YABOV

Unscramble the letters to find five words from *The lost kitten* that describe the kitten.

NGIREG

TSOL

YTN

ECTU

RYUFR

3.

Qala iinthombezi ezisendatjaneni ethi *Ukatswana olahlekileka*. Zinombore ngendlela yokuthi zimetjhe nezenzakalo ezisendatjaneni. Bese usebenzisa iinthombezi ukucoca indatjana le kabutjha.

Look at these pictures from *The lost kitten*. Number them so that they match the order in which things happened in the story. Now use the pictures and retell the story.



Impendulo: 2. othledana, olahlekileko, omnczana, obuhle, uboya; 3. 2, 1, 4, 3. Answers: 2. ginger, lost, tiny, cute, furry; 3. 2, 1, 4, 3.

I*Nal'ibali* ikhona bona ikukhuthaze beyikusekele. *Sithinto* ngananyana ngiyiphi indlela elandelako:

*Nal'ibali* is here to motivate and support you. *Contact us* in any of these ways:

[www.nalibali.org](http://www.nalibali.org)

[f nalibaliSA](https://www.facebook.com/nalibaliSA)

[@nalibaliSA](https://www.instagram.com/nalibaliSA)

[@nalibaliSA](https://www.tiktok.com/@nalibaliSA)

Produced by The Nal'ibali Trust. Translation by Mosekola Solutions. Nal'ibali character illustrations by Rico.

UMLAZI  
EYETHU

POLOKWANE  
OBSERVER

