



Kufundza ngengoma, umlolotelo nekudlala

Usakhumbula nidlala imidlalo nalabanye bantfwana ngesikhatsi usengumntfwana? Bowukutsandza yini kuhlabela tingoma noma kusho imilolotelo? Kufanele kutsi bowukujabulela kakhulu kodwa ungakanaki, wafundza imicondvo lemisha nemakhono. Bonkhe bantfwana badzinga ematfuba lamanyenti ekudlala. Kudlala kusita indlela labacabanga ngayo futsi kubenta bakwati kucatulula tinkinga, bakwati kwenta bangani nemakhono eluwini. Lamakhono asita bantfwana kutsi bakwati kumelana netimo letimatima, futsi bakwati kucatulula tinkinga.



Learning through song, rhyme and play

Do you remember playing games with other children when you were a child? Did you love to sing songs or say rhymes? You likely had a lot of fun, and without realising it, you learnt new ideas and skills. All children need plenty of opportunities to play. Playing feeds their imaginations and develops their problem-solving, social and language skills. These skills help children become resilient, well-adjusted problem-solvers.

KUNGANI KUSETJENTISWA TINGOMA, IMILOLOTELO NEMIDLALO?

- ★ Bantfwana bafundza nangabe badlala futsi baba netikhatsi letijabulisako.
- ★ Tingoma, imilolotelo nemidlalo kutfufukisa emakhono eluwini labalumunya bantfwana futsi kuyindlela lengekwemvelo yekufundza luvimi lwesibili.
- ★ Kucinisa lwati lwemntfwana nesipiliyoni futsi kumente abe nekutetsemba, lokuyintfo lebaluleke kakhulu ekufundzeni.
- ★ Nangabe bantfu labadzala bahlanganyela etingomeni nasemidlalweni nebantfwana babo, loko kwakha kubetsemba futsi kucinise budlelwane babo.
- ★ Tingoma nemidlalo kwenta bantfwana bakhululeke. Bantfwana bakutfolela kumatima kufundza nangabe bakhatsatekile, bacinzetselekile noma besaba.



WHY USE SONGS, RHYMES AND GAMES?

- ★ Children learn when they play and have fun.
- ★ Songs, rhymes and games develop children's home language skills and are a natural way to learn a second language.
- ★ They reinforce children's knowledge and experiences and build self-esteem, which is very important for learning.
- ★ When adults participate in songs and games with children, it builds a sense of trust and strengthens the bond between them.
- ★ Songs and games relax children. Children struggle to learn when they are anxious, under pressure or scared.

INDELELA YEKUSEBENTISA TINGOMA, IMILOLOTELO NEMIDLALO

- ★ Sebentisa kunyakata kwemtimba nesento lesifanelana nemagama engoma noma umlolotelo.
- ★ Printa noma ubhale emagama etingoma tebantfwana kuze bawafundze njengoba bahlabela. Ngemuva kwaloko wakhombe lamagama njengoba uwahlabela noma uwasho. Ungakwenta loko ngisho noma labantfwana basengakakwati kufundza noma kubhala ngoba kubona emagama labhaliwe asetjentiswa kutabasita bati kutsi sifundza njani.



HOW TO USE SONGS, RHYMES AND GAMES

- ★ Use body movements and actions that fit the words of the song or rhyme.
- ★ Print or write the words of the songs for children so that they can read them as they sing. Then point to the words as you sing or say them. You can do this even if the children cannot read or write yet because seeing written words being used will help them learn how we read.

LAPHO NINGATFOLE KHONA TINGOMA NEMILOLOTELO


- ★ Fundzisa bantfwana tingoma nemilolotelo lowakufundza ngesikhatsi usengumntfwana.
- ★ Sebentisa tingoma letatiwa ngibo bonkhe bantfu futsi ushintje emagama kuze akhombise loseekufundwe bantfwana bakho.
- ★ Takhele takho tingoma noma imilolotelo ngalokusekelwe etindzabeni lotifundzile.
- ★ Cela bantfwana kutsi bakufundzise tingoma nemilolotelo labayitiko futsi ubavumele bakhe tabo tingoma nemilolotelo.
- ★ Boleka tincwadzi letinemilolotelo emtatjeni wetincwadzi.
- ★ Vakashela ku-<https://www.youtube.com/@TheNalibaliChannel/videos> kuze utfole tibonelo temidlalo, tingoma nemilolotelo longayisebentisa.

WHERE TO FIND SONGS AND RHYMES

- ★ Teach children the songs and rhymes that you learnt as a child.
- ★ Use songs everyone knows and change the words to reflect your children's experiences.
- ★ Make up your own songs or rhymes based on the stories you read.
- ★ Ask children to teach you the songs and rhymes they know and let them make up their own songs and rhymes.
- ★ Borrow illustrated books of rhymes from your library.
- ★ Visit <https://www.youtube.com/@TheNalibaliChannel/videos> for examples of games, songs and rhymes that you can use.

Vakashela iwebhusayithi yefu ku-<https://nalibali.org/stories> kuze utfole tindzaba, imilolotelo kanye netingoma ngetilwimi letehlukene!

Visit our website at <https://nalibali.org/stories> for stories, rhymes and songs in different languages!



IT STARTS WITH
A STORY.

KUCALA
NGENDZABA.



Sita umntfwana wakho achumane nekufundza!

Labanye bantfwana bangahlala ngenjabulo ngesikhatsi sendzaba lendze lecocwa ngesikhatsi sekulala, kantsi labanye bangacala bangasakhoni kubeketela futsi balahlekelwe sitsakatelo ngekushesha. Labanye bantfwana bayatitsandza tincwadzi, futsi labanye badzinga sikhutsato. Loku kwetayelekile futsi kungashintja njengoba bakhula.



Help your child connect to reading!

Some children can happily sit still during a long bedtime story, while others start to fidget and lose interest quickly. Some children love books, and others need a bit of encouragement. This is normal and can change as they grow older.



Bantfwana labangakutsandzi kufundza ngalesinye sikhatsi kucatjangwa kutsi "abakwati" kufundza. Loko akusilo liciniso. Kungenteka abanaso sitsakatelo ngoba abakake batifola tincwadzi letikhona endzaweni yabo, bete tincwadzi ngelulwimi labalutsandzako noma abakakhuleli esikweni lekutsandza kufundza.



Bantfwana badzinga tincwadzi netindzaba ngelulwimi labangalufundza futsi balucondze. Letincwadzi kufanele tikhulume ngetihloko labanesitsakatelo kuto noma letifanele imphilo yabo futsi, lokubalulekile, kube nguletibajabulisako! INalibali inemakhulu etindzaba letinhle tamahhala tebantfwana baseNingizimu Afrika letitfolakala ku-www.nalibali.org/stories.



Children who don't like to read are sometimes thought of as "less able" readers. This is not true. They may not be interested in reading

because they have never connected with the books around them, don't have books in their preferred language or haven't grown up in a reading culture.

Children need books and stories in a language that they can read and understand. The books should be on topics that

they are interested in or that are relevant to their lives and, importantly, that are enjoyable! Nalibali has hundreds of free, beautifully illustrated South African children's stories available at www.nalibali.org/stories.



Batali, kufundzela bantfwana benu njalo kufanele kube sikhatsi lesijabulisako lenisicitsa ndzawonye. Bantfwana benu batawubese bachumanisa kufundza nenjabulo futsi babe sematfubeni lamakhulu ekutsi batifundzele ngesikhatsi lesitako. Kutsatsa sikhatsi kuba nemkhuba wekufundza njalo, kodvwa lokubaluleke kakhulu kucala ukwente!

Parents, reading to your children regularly should be an enjoyable time together. Your children will then connect reading with enjoyment and be more likely to read on their own later on. It takes time to develop the habit of reading regularly, but the most important thing is to start!

1. Gcila kuloko lokutsandwa bantfwana bakho

Ngekwemvelo bantfu tiyabajabulisa tindzaba futsi bayanamatsela kuto – kungaba ngema-movie, tindzaba temndeni noma kutjela lotsite ngelilanga lakho. Tfola tindzaba labatitsandzako bantfwana bakho, kungaba tincwadzi temahlaya, tabopopayi noma emanoveli lanetifombe.




1. Focus on what your children enjoy

Humans are naturally fascinated and connected to stories – whether it's movies, family stories, or telling someone about your day. Find stories that your children like, whether it's comic books or cartoons, or even information books.

2. Kwati tingoni letinyenti

Vakashela umtapo wetincwadzi futsi uvumele bantfwana bakho kutsi batikhetsile tincwadzi labafuna kutifundza. Kuhlomphe loko bantfwana bakho labafuna kukufundza kubasita kutsi bakhule njengebafundzi.



2. Greater exposure

Visit the library and let your children choose books that they want to read. Respecting what your children want to read helps them to grow as readers.

3. Kwente kube yindzaba yakho

Esikhatsini lesinyenti, bantfwana bahlanganisa kufundza nemsebenzi wesikolwa. Yenta kufundza kujabulise ngekutsi ngekwesibonelo ushiye emanotsi lamancane noma tinkhondlo esikhafuthinini semntfwana wakho sekudla kwasemini, noma embhedzeni wakhe. Nasewucale kwenta kufundza netindzaba kutsi kube ngumsebenzi lowentiwa njalo, bantfwana batawucala bakhe budlelwane lobuhle nekufundza.



3. Make it personal

Most of the time, children associate reading with schoolwork. Make reading fun by leaving little notes or poems in your child's lunch box, for example, or on their bed. Once you start making reading and stories a regular personal activity, children will start developing a positive relationship with reading.

4. Dlala indzaba

Cala wakhe lutsandvo ngetindzaba kulabo labanemnyaka munye kuya kulesihlanu ngekutsi ubafundzele. Vuselela umcabango wemntfwana wakho nekutfufukiswa kwengcondvo ngekudlala tincenye talenzaba nindzawonye nekukhuluma ngebalingiswa.



4. Storyplay

Start a love of stories in one- to five-year-olds by reading to them. Stimulate your child's imagination and cognitive development by acting out parts of the story together and talking about the characters.

Machawekati eNdzaba

Sithembiso Nhlapo – ungumuntfu LODVUMILE kaNa’ibali!

Sithembiso Nhlapo ungumchumanisi wakaNa’ibali losanesikhatsi lesidze esifundzeni. Ubuso nelivi lakaNa’ibali e-Gauteng nase-Free State, lapho achumanisa khona yonkhe imisebenti netinhlelo tekubambisana.

1. Yini loyifezile ngemsebenti wakho kuze kube ngumanje?

Ngakhe kubambisana lokuhle esifundzeni lokusite lenhlangano kutsi ikhulise ligama layo lelihle emkhakheni wekutfufukisa kufundza nekubhala.

2. Uyini umbono wakho ngenzima yetindzaba netincwadzi etimphitweni tetfu nasempakatsini?

Indlela lesicabanga ngayo nalesiphila ngayo umtselela wayo ungaba ngulesikufundzako netindzaba lesitivako. Umlandvo wempakatsi wetfu ubhalwe noma ulandziswe ngemlomo kuze sati kutsi sibobani nekutsi sivele kuphi. Likusasa letfu libunjwa ngimibono lesiyifundzile noma lesitjelwe ngayo.

3. Kubalulekile yini kutsi sibe netincwadzi ngato tonkhe tiwimi taseNingizimu Afrika?

Kuze sichubekisele phambili futsi sakhe lisiko lekufundza empakatsini wetfu, sidzinga kutsi bantfwana labanyenti nebatili babo bafundze, futsi ayikho indlela lencono yekufundza tindzaba ngaphandle kwekutsi utifundze ngeluwimi lowalumunya. Nangabe bantfwana bafundzelwa ngeluwimi labalumunya, bayakhona kuyicondza lendzaba futsi bahambisane nayo.

4. Ucabanga kutsi kungani emazinga ekufundza nekubhala eNingizimu Afrika aphansi kakhulu?

Asinalo lisiko lekufundza empakatsini wetfu. Asikweni lokusisekelo ngendlela lekahle; sidzinga kuba nemisebenti yekufundza lesiyenta ekhaya, etikhungweni tema-ECD, etikolweni, emitatjeni yetincwadzi nasemiphakatsini yetfu. Kufundza kufanele kube yincenye yekuphila kwetfu onkhe malanga.

5. Ukhona yini lobekakucocele tindzaba ngesikhatsi usengumntfwana?

Gogo wami bekavame kukwenta kodwa bekangakweni njalo.

6. Kukhona yini lobekakufundzela ngesikhatsi usengumntfwana?

Ngalokudzabukisako, akekho lowangifundzela. Kwaba kufuna kwami lwati lokwangenta ngancwaninga futsi ngafundza ngaphindze ngafundza kujabulela tincwadzi.

7. Kungani wonkhe umntfwana kufanele afundze?

Kufundza kungabayisa lapho bangakake bafika khona. Kungabasita kutsi batsatse tincumo letikahle, kwakhe buntfu babo futsi kubavumele kutsi babe nekutetsemba lokukhulu kuze baye noma ngukuphi.



Sithembiso Nhlapo – mphetha wetfu wekufundza nekubhala!

Sithembiso Nhlapo – our literacy champion!

Story stars

Sithembiso Nhlapo – a Na’ibali SUPERSTAR!

Sithembiso Nhlapo is Na’ibali’s longest-serving provincial coordinator. He is the face and voice of Na’ibali in Gauteng and the Free State, where he coordinates all partnership activities and programmes.

1. What have you achieved through your work so far?

I have built good partnerships in the provinces that have helped the organisation to grow its reputation in the literacy development sector.

2. What is your take on the role of stories and books in our lives and in society?

How we think and approach life is influenced by what we read and the stories we hear. The history of our society is written or narrated orally so that we know who we are and where we are from. Our future is shaped by ideas that we have read or have been told about.

3. Is it important that we have books in all South African languages?

In order for us to advance and build a culture of reading in our society, we need more children and their parents reading, and there’s no better way of reading stories than in one’s mother tongue. When children are read to in their mother tongue, they are able to understand and engage with the story.

4. Why do you think South Africa’s literacy rates are so low?

We don’t have an embedded culture of reading in our society. We are not doing the fundamentals correctly; we need to have reading activities at home, ECD centres, schools, libraries and in our communities. Reading should be part of our everyday life.

5. Did someone tell you stories when you were a child?

My grandmother used to do it but it was not consistent.

6. Did someone read to you when you were a child?

Unfortunately, I was not read to. It was through my inquisitiveness that I delved into reading and learnt to enjoy books.

7. Why should every child read?

Reading can take them to where they have never been. It can help them to make better decisions, build their characters and allow them to have more confidence so that they can go anywhere.

Indlela longasebentisa ngayo tindzaba tetfu ngetindlela letinyenti

- 1. Tjela umntfwana wakho lendzaba.** Fundza futsi uphrakthize kucoca lendzaba. Ngemuva kwaloko sebentisa livi lakho, buso nemtimba kuze wente lendzaba iphile.
- 2. Fundzela umntfwana wakho lendzaba.** Khuluma ngetitfombe. Mbute, “Ucabanga kutsi yini leyentekako ngemuva kwaloku?” noma “Ucabanga kutsi kungani lomlingiswa ashito noma ente loko?”
- 3. Fundza lendzaba ukanye nemntfwana wakho.** Shintjanani nifundze lendzaba ndzawonye. Ungawalungisi emaphutsa abo, futsi ubasite kuphela nabacela lusito.
- 4. Lalela umntfwana wakho njengoba afundza.** Malele ngaphandle kwekumphatamisa. Batjele kutsi uyakujabulela kubalalela bakufundzela ngalokuvakalako.
- 5. Yenta imisebenti yencenye letsi- Yenta indzaba ibe nemlandla!** Kwenta loku kufanele kube mnandzi kuwe nakumntfwana wakho.

How to use our stories in different ways

- 1. Tell the story to your child.** Read and practise telling the story. Then use your voice, face and body to bring the story to life.
- 2. Read the story to your child.** Talk about the pictures. Ask, “What do you think happens next?” or “Why do you think the character said or did that?”
- 3. Read the story with your child.** Take turns to read the story together. Don’t correct their mistakes, and only help if they ask for it.
- 4. Listen to your child read.** Listen without interrupting. Say that you enjoy hearing them read aloud to you.
- 5. Do the Get story active! activities.** This should be fun for you and your child.



Lusuku Loluhle LwaboMake NgamMay 14

Happy Mother's Day 14 May



Kulomnyaka, Lusuku LwaboMake lutawugijwa ngeLisontfo, May 14. Sijoyine ngalelilanga ekubungateni bomake betfu, kuhlangele nabomake labafanana nabomake kitsi. Landzela leticondziso kuze wente likhadi lamake wakho noma loyo lodlala indzima yekuba ngumake ekuphileni kwakho!



This year, Mother's Day will be celebrated on Sunday, 14 May. Join us in celebrating our mothers, as well as the women who are like mothers to us, on this day. Follow the instructions to make a card for your mother or the mother figure in your life!

Yakha Likhadi Lelusuku LwaboMake

1. Sika lelikhadi ulandzele umugca wemacashati labovu.
2. Goba lelikhadi ulandzele umugca wemacashati lamnyama.
3. Namatselisa ndzawonye letincenye letimbili nge-glue.
4. Kululuhlangotsi lolunesitfombe, bhala umlayeto uwubhalele lomuntfu lotamniketa lelikhadi. Sifake umbala lesitfombe.
5. Kulolu lolunye luhlangotsi, dwweba sitfombe sakho nalomuntfu nikanye kanye. Noma, ubhale inkhondlo noma sigaba ngekutsi kungani ucabanga kutsi bomake babalulekile.



Make a Mother's Day card

1. Cut out the card along the red dotted line.
2. Fold the card along the black dotted line.
3. Glue the two parts together.
4. On the side with the picture, write a message to the person you will give the card to. Colour in the picture.
5. On the other side, draw a picture of you and this person together. Or, write a poem or a paragraph on why you think mothers are important.



Khulisa wakho umtapo. Yakha tincwadzi LETIMBILI letigcinwako letisikwe takhishwa.

Indzaba yabhejane weligolide

1. Khipha likhasi 9 lalesengeto.
2. Goba leliphapha libe yihhafu ulandzele umugca wemacashati lamnyama.
3. Ligobe futsi libe yihhafu ulandzele umugca wemacashati laluhlata kuze wakhe lencwadzi.
4. Sika ulandzele imigca yemacashati labovu kuze wehlukanise lamakhasi.

Sihlahla sesikhumbuto

1. Kuze wakhe lencwadzi, sebentisa emakhasi 5, 6, 7, 8, 11 kanye na-12.
2. Gcina emakhasi 7 kanye na-8 ekhatsi kulawa lamanye emakhasi.
3. Goba lamaphepha ehafini ulandzele umugca wemacashati lamnyama.
4. Ligobe futsi libe yihhafu ulandzele umugca wemacashati laluhlata kuze wakhe lencwadzi.
5. Sika ulandzele imigca yemacashati labovu kuze wehlukanise lamakhasi.



Grow your own library. Create TWO cut-out-and-keep books

The story of the golden rhino

1. Tear off page 9 of this supplement.
2. Fold the sheet in half along the black dotted line.
3. Fold it in half again along the green dotted line to make the book.
4. Cut along the red dotted lines to separate the pages.

The memory tree

1. To make this book, use pages 5, 6, 7, 8, 11 and 12.
2. Keep pages 7 and 8 inside the other pages.
3. Fold the sheets in half along the black dotted line.
4. Fold them in half again along the green dotted line to make the book.
5. Cut along the red dotted lines to separate the pages.



Drive your
imagination

Thembi is angry and throws her doll. "Why did Grandpa Nathi have to die!" Mommy pulls Thembi close on her lap. "It's okay to be angry," says Mommy. "I miss Grandpa Nathi too."

Thembi utfukutsele futsi uyikijela umdoli wakhe. "Kungani Mkhulu Nathi ahl!" Make udvonselwa Thembi etsangeni lakhe. "Akukho lokubi ngekutsi utfukutsele," kusho Make. "Nami ngiyamkhumbula Mkhulu Nathi."



Lots more free books at bookdash.org



Get story active!

- ★ What do you enjoy doing with your grandpa or grandma? Draw a picture of you and your special grandparent doing your favourite things together.
- ★ Write a short note or a letter to your special grandparent to tell them how much you love them.
- ★ Thembi and Thulani were very sad when Grandpa Nathi died. Have you lost someone special? How did you feel, and what made you feel better?

Yenta indzaba ibe nemdlandla!

- ★ Yini lojabulela kuyenta namkhulu wakho noma gogo wakho? Dwweba sifombe sakho nesagogo namkhulu wakho labakhetsekile nenta into lenijabulisako nikanye kanye.
- ★ Bhala umlayeto lomfishane noma incwadzi uyibhalele gogo namkhulu wakho labakhetsekile kuze ubatjele indlela lobatsandza ngayo.
- ★ Thembi naThulani bebajabhe kakhulu ngesikhatsi Mkhulu wabo Nathi afa. Ukhona yini umuntu lokhetsekile lokulahlekele ngekufa? Wativa njani, futsi yini leyakwenta wativa uncono?

Nal'ibali is a national reading-for-enjoyment campaign to spark and embed a culture of reading across South Africa. For more information, visit www.nalibali.org



INal'ibali ngumkhankhaso wavelonkhe wekufundzela kutijabulisa kuvusa nekucinisa lisiko lekufundza eNingizimu Afrika yonkhana. Kufola lolunye lwati, vakashela www.nalibali.org

The memory tree




Sihlahla sesikhumbuto

Savnola Goldridge • Agrippa Mncedisi Hlophe • Jason Given

Ideas to talk about: What can you see on the memory tree? Who do you think is in the photos? Why do you think the tree is called a memory tree?

Imibono lokungakhulunywa ngayo: Yini loyibonako kulesihlahla sesikhumbuto? Ucabanga kutsi ngubani lona losetiifombeni? Kungani ucabanga kutsi lesihlahla sibitwa ngekutsi sihlahla sesikhumbuto?



Today Mommy, Daddy, Thulani and
Thembi are wearing their best clothes to go to
church for Grandpa Nathi's funeral.
Everyone is coming to remember Grandpa.
Mommy holds Thembi's hand as they sing.
Grandpa Nathi's favourite songs.
Everybody sings and dances too.

Lamuhla Make, Babe, Thulani naThembi
bagcoke timpahla rabo letinhle kuze baye
esonfweni emngcwabeni waMkhulu Nathi.
Bonkhe bantfu bayeta kuze
batowukhumbula Mkhulu.
Make ubambe sandla saThembi njengoba
bahlabela tingoma lebetitsandwa
nguMkhulu Nathi.
Bonkhe bantfu bayahlabela futsi bayajayiva.

Thembi and Thulani like to visit the park
with Grandpa Nathi.
They love their Grandpa Nathi.

Thembi naThulani batsandza kuvakashela
lephakhi naMkhulu wabo Nathi.
Bayamtsandza Mkhulu wabo Nathi.






Thulani is sitting outside under Grandpa
Nathi's favourite tree.
He doesn't feel like playing with Thambi. He
wishes Grandpa Nathi could read him a story.
Thulani uhleti ngaphandle ngephasi
kvesihlahla lesitsandwa nguMkhulu Nathi.
Akafuni kudlala naThambi. Ufisa shengatsi
Mkhulu Nathi angamfundzela indzaba.

Daddy smiles. "Now, anytime we want to
remember Grandpa Nathi, we can come to
our memory tree."

"We will never forget Grandpa Nathi. He
will always be in our hearts."

Babe uyamamatseka. "Nyalo, noma ngabe
ngusiphi sikhatsi nasifuna kukhumbula
Mkhulu Nathi, singeta esihlahleni setfu
sesikhumbuto."

"Angeke simkhohlwe Mkhulu Nathi.
Utawuchubeka asetinhlityweni tetfu."



Mommy and Daddy are very sad. “What’s wrong?” asks Thembi. Her tummy feels sore. Mommy’s voice is very quiet. “Grandpa Nathi was old and sick. The doctors couldn’t make him better.” Her eyes fill with tears. “We won’t be seeing Grandpa Nathi again.”

BoMakhe naBabe beva buhlungu kakhulu. “Kwente njani?” kubuta Thembi. Sisu sakhe sibuhlungu. Make ukhulumela phansi. “Mkhulu Nathi besekamdzala futsi agula. Bodokotela behlulekile kumenta abe ncono.” Emehlo akhe agcwala tinyembeti. “Angeke sisaphindze simbone Mkhulu Nathi.”



Together they all stick pictures of Grandpa Nathi onto the tree. They remember the fun times they had.

Thembi claps excitedly.
“This is my new favourite tree!”

Bandzawonye bonkhe banamatsisela titfombe taMkhulu Nathi kulesihlahla. Bakhumbula tikhatsi letimnandzi lababe nato.

Thembi ushaya tandla ngenjabulo.
“Lesi sihlahla sami lesisha lengisitsandzako!”

The kingdom kept growing for hundreds of years. They built their city near the Limpopo River. Traders rode on boats down the river, all the way through South Africa and across Mozambique, until they reached the Indian Ocean.

The Indian Ocean was wonderful for sailing. Swahili merchants from Kenya and Tanzania sailed up and down the coast of Africa, collecting things to trade with other countries in Asia. Sailors from the Middle East, India, and China also sailed across the ocean.

The kings and queens from Mapungubwe would trade their gold and ivory for ceramics, glass jewellery and beautiful cloth from Asia.

They were very creative with their gold. The people who make things from gold are called goldsmiths.

A painting of a yellow pig with a sad face, set against a green background. The pig is depicted in a simple, stylized manner with visible brushstrokes. It has a yellow body, a small brown ear, and a sad expression with a downturned mouth. The background is a solid green color.

Indzaba yabhejane
weligolide

Griffin Shea • Elizabeth Sparg

Lendzaba ingumbhalo loguculiwe lotsi **Indzaba yabhejane weligolide** lowashicilelwa yiCadbury ibambisene neNal'ibali njengencye yemtamo weCadbury Dairy Milk #InOurOwnWords. Indzaba ngayinye iyatfolakala ngetilwimi letilishumi nakunye letisemtselweni taseNingizimu Afrika. Kuffola kabanti ngetihloko talomtamo weCadbury Dairy Milk #InOurOwnWords hamba ku: <https://cadbury.one/library.html>.

Get story active!

- ★ Draw a picture of a king and queen in the royal court at the top of the hill.
- ★ Which five facts from the story do you find the most interesting?
- ★ What questions do you have after reading the story? Write these down.
- ★ Use clay to make a rhinoceros small enough to fit into your hand.
- ★ Imagine finding a secret staircase. Where do you think it might lead? Climb to the top and when you get there, describe what you see.

Yenta indzaba ibe nemdlandla!

- ★ Dwweba sifombe senkhosi nendlovukati esigodlweni etulu entsabeni.
- ★ Ngumaphi emaciniso lasihlanu kulenzaba lowatfola ajabulisa kakhulu?
- ★ Nguyiphi imibuto lonayo ngemuva kwekufundza lendzaba? Bhala loku phasi.
- ★ Sebentisa lubumba wakhe bhejane lomsikati lomncane ngalokwenele kutsi angalingana sandla sakho.
- ★ Ticabange utfola titebhisi letiyimfihlo. Ucabanga kutsi tiholelana kuphi? Gibela uye etulu bese uma sewulapho, chaza loko lokubonako.



INalibali ngumkhankhaso wavelonkhe wekufundzela kutijabulisa kuvusa nekucinisa lisiko lekufundza eNingizimu Afrika yonkhana. Kufola lolunye lwati, vakashela www.nalibali.org

Ideas to talk about: Were the kings and queens of Mapungubwe richer than other people living there? Is that fair? Why/why not? What is your understanding of the role of kings and queens in communities?

Imibono lokungakhulunywa ngayo: Emakhosi netindlovukati taseMapungubwe bebanjinge kwendlula labanye bantfu bebahlala lapho yini? Kuyintfo lelungile yini loko? Kungani kunjalo/kungani kungenjalo? Ngukuphi kucondza lonako ngendzima ledlalwa ngemakhosi netindlovukati emimangweni?



The goldsmiths had to build very hot fires to melt the gold. The fire needed to heat the gold to more than 1000 degrees Celsius to melt it.

Then the goldsmiths might pour out the melted gold and beat it with a hammer to make a very thin foil. Or they might make gold drops into beads, or stretch out pieces into coils for jewellery.

After the goldsmiths made the gold foil, the woodworkers helped them. The woodworkers carved wood into shapes, and then the goldsmiths shaped the gold foil around it.

This way they could shape the gold into animals, or bows, or sceptres.

That's how the goldsmiths made the famous golden rhino.

The kings and queens didn't leave any writing behind. They left behind their gold. Like the pharaohs in Egypt, they were buried with their gold treasures.

Labantfu labasebenta ngeligolide bekufuneka babase umlilo loshisa kakhulu kute batoncibilikisa leligolide. Lomlilo bewudzingeka kushisa leligolide bewufanele kushisa kwendlula emadigrizi ema-Selshasi layi-1 000 kulincibilikisa.

Lapho-ke labantfu labasebenta ngeligolide bangalicitsa leligolide lelincibilikile bese balishaya ngeghamela kutokwenta ifoyili lencane. Noma bangenta ematfonsi egolide kutokwenta buhlalu, noma benwebe lesicephu sibe yinkhatsa yekwenta bucwebe.

Emvakwekutsi labantfu labasebenta ngeligolide bakhe lefoyili yeligolide, lababati bayabasita.

Lababati babata tigodvo tibe ngemasheyiphi bese laba labasebenta ngeligolide babumba lefoyili yegolide batongeletele kulesheyiphi.

Ngalendlela, bangabumba leligolide libe tilwane, noma titja, noma tindvuku temakhosi.

Nguleyo ndlela labantfu labasebenta negolide labakha ngayo bhejane weligolide.

Lamakhosi netindlovukati abatange bashiye lutfo lobelubhaliwe ngemuva. Bashiya ngemuva ligolide labo. Njengabofaro baseGibhitha bangcwatjwa nemcebo wabo weligolide.



Did you know that 1 000 years ago, the most powerful kings and queens in South Africa lived on top of a hill?

Today we call the hill Mapungubwe. That means "hill of the jackal". It is a very big hill, large enough for the kings and queens to have lived with all of their royal families, their guards, and their servants. All of these people together were called the royal court.

On the ground, at the bottom of the hill, lived the rest of the city. Thousands of people lived there. Some farmed the land to grow food. Some made clothing. Some carved wood. And some melted gold to create beautiful jewellery.

The kings and queens were very rich. They mined gold and gathered ivory from elephant tusks. They were also very clever. They created a secret staircase to reach the royal court. The stairs were hidden so that people on the ground couldn't see who was going up and down.

Bewati kutsi iminyaka le-1000 leyendlulile, imvamisa yemakhosi lanemandla netindlovukati eNingizimu Afrika beehlala esicongweni sentsabaz

Namuhla lentisaba ibitwa ngekutsi yiMapungubwe. Loku kusho kutsi, "intsaba yajakalazi". Iyintsaba lenkhulu kakhulu, yinkhulu ngalokwenenele kutsi emakhosi netindlovukati bebalala khona nemindeneni yabo yasebukhosini, bogadzi babo netisebenti tabo. Bonkhe labantfu ndzawonwe bebabitwa ngekutsi sigodlo.

Lapha phansi, ngaphansi kwalentsaba bekuhlala bonkhe bantfu balomnango. Tinkhulungwane tebantfu lebetihlala lapho. Labanye bebalima lomhlaba kute batfole kudla. Labanye bebenta umphahla. Labanye debabata tigodvo. Futsi labanye debancibilikisa ligolide kute bakhe bucwebe lobuhle.

Lamakhosi netindlovukati bebanjinge kakhulu. Bebagubha ligolide, futsi bagcoge ematinyo etindlovu. Bebalalakamiphe kakhulu futsi. Bakha titepisi tangasese kute bafinyelele kulesigodlo. Letitepisi betihlalekele kute kutsi bantfu labalena phansi bangakhoni kubona kutsi ngubani lokhuphukako nalowehlako.

Thembu can't sleep. She calls out to Mommy.
"Mommy, I miss Grandpa. My heart is so sore!"
Thembu uye hluleka kulala. Ubaba Make.
"Make, ngikhumbule Mkhulu. Inhlitiyo yami
ibuhlungu!"



But Grandpa Nathi is very sick in the hospital. His eyes are closed.
The machine next to Grandpa Nathi goes beep, beep, beep.
"Mommy, why won't Grandpa Nathi sing with me?" asks Thembu.
Mommy says, "Grandpa Nathi can still hear you. His heart is singing with you."
Kodvwa Mkhulu Nathi ugula kakhulu esibhedlela. Emehlo akhe avalekile.
Lomshini loseceleni kwaMkhulu Nathi utsi pip, pip, pip.
"Make, kungani Mkhulu Nathi angahlabeli nami?" kubuta Thembu.
Make atsi, "Mkhulu Nathi uyakuva. Inhlitiyo yakhe ihlabela nawe."



Thembi and Thulani are eating breakfast when Daddy walks in with a big, big, big cardboard tree.

“This is a memory tree,” says Daddy. He sticks the cardboard tree on the wall. Mommy has a box of photos. “Take your favourite pictures of Grandpa Nathi and stick them on the tree.”

Thembi na Thulani badla kudla kwasekuseni ngesikhatsi Babe angena nelikhadibhokisi lelimesihlahla lesikhulu.

“Lesi sihlahla sesikhumbuto,” kusho Babe. Unamatsisela lelikhadibhokisi lelinalesihlahla ebondzeni.

Make unelibhokisi letitombe. “Tsatsa titombe lotitsandzako raMkhulu Nathi utinamatsisele kulesihlahla.”

At home, Thembi and Thulani are waiting at the window.

Mommy and Daddy are taking so long at the hospital.

Then Thembi sees Mommy and Daddy walk up the driveway.

“They are back!”

Ekhaya, Thembi na Thulani beme ngasefasitelweni.

BoMake naBabe sekuphele sikhatsi lesidze basesibhedlela.

Ngemuva kwaloko Thembi abone Make naBabe bangena endleleni yemoto ngetinyawo.

“Babuyile!”



I-Afrika Lenhle

Amazing Africa!



I-Afrika yatiwa kakhulu ngetindzawo tayo letinhle kanye netilwane tesiganga letinyenti. Ilikhaya letimphucuko letindzala temhlaba futsi icebile ngemasiko lamahle nebanfufu labahlukahlukeni. Asesihlole lamanye emaciniso mayelana nalelivekati lesibili ngebukhulu emhlabeni!

May 25 Lusuku Lwe-Afrika!
25 May is Africa Day!

Africa is well known for its beautiful landscapes and abundant wildlife. It is the home of the world's oldest civilisations and is rich in vibrant cultures and diverse peoples. Let's explore some facts about the second-largest continent in the world!

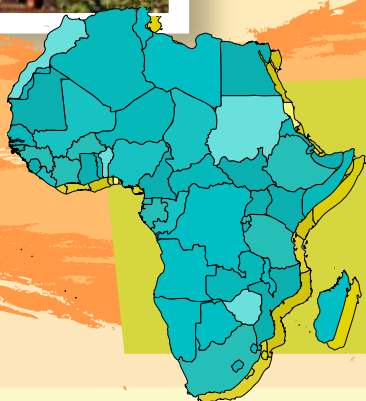


I-Sun City
IseTintshabeni tase-Pilanesberg yindzawo yekucitsa liholidi lenkhulu kakhulu emhlabeni.

Sun City in the Pilanesberg Mountains is the world's biggest themed resort.



Tilwimi letingetulu kwa-25% emhlabeni tikhulunywa kuphela e-Afrika. INigeria, ina-502 wetilwimi letikhulunywako, ngiyo lenetilwimi letinyenti e-Afrika!

Over 25% of the world's languages are spoken only in Africa. Nigeria, with 502 spoken languages, has the most living languages in Africa!



Kunemave langu-54 e-Afrika

There are 54 countries in Africa.



Tilwane letinkhulu, letindze naletinematubane lamakhulu emhlabeni tibuya e-Afrika! Indlovu yase-Afrika silwane lesikhulu lesihamba phansi emhlabeni. Sisindvo sayo singaba ngemathani langetulu kwalasitfupha futsi ingakhula idzimate ibe ngemamitha lasikhombisa bubanti (loko kusho kusuka enhloko kuya emsileni).

Silwane lesidze kunato tonkhe emhlabeni yindulamitsi. Tindulamitsi letindvuna tingakhula tidzimate tibe ngemamitha langu-6 budze, kantsi letinsikati tingafika emamitheni langu-4,6.

Silwane lesihamba phansi lesigijima kakhulu lihlosi. Sigijima ngesivinini lesingaba ngemakhilomitha langu-96,5 ngeli-awa.

The world's largest, tallest and fastest animals come from Africa! The African elephant is the world's largest land animal. It can weigh over six tonnes and grow up to seven metres long.

The world's tallest animal is the giraffe. Male giraffes can grow as long as 6 metres, while females can reach about 4,6 metres.

The fastest land animal in the world is the cheetah. It reaches speeds of up to 96,5 kilometres per hour.

I-The Blyde River Canyon
IseMpumalanga iyi-canyon leluhlata lenkhulu emhlabeni.

The Blyde River Canyon in Mpumalanga is the world's largest green canyon.

Bantfu bekucala bavela e-Afrika I-Afrika ngalesinye sikhatsi ibitwa ngekutsi yi-The Cradle of Humankind ngenxa yetinsalela letinyenti letikhombisa kutsi kucala kwekuphila kwebantfu kwacala lana.



The earliest humans originated from Africa. Africa is sometimes called The Cradle of Humankind because of the many fossils that suggest that early human life originated here.



Kuhamba lokukhulu kwetilwane tesiganga kwenteka e-Afrika! Minyaka yonkhe emadvuba langetulu kwa-750 000 kanye netingongoni letitigidzi letingu-1,2 kuhamba kwendlule eSerengeti eTanzania.

The largest migration of wildlife takes place in Africa! Every year more than 750 000 zebras and 1,2 million wildebeest trek across the Serengeti in Tanzania.

I-Afrika ikhicita 70% wemabhontjisi e-cocoa emhlabeni. Emabhontjisi e-cocoa asetjentiselwa kwakha ishokoletshi.

Africa produces 70% of the world's cocoa beans. Cocoa beans are used to make chocolate.



Contact us in any of these ways: • **Tsintsana** natsi nobe ngayiphi lenye yaletindlela leti:

www.nalibali.org

www.nalibali.mobi

[nalibaliSA](https://www.facebook.com/nalibaliSA)

[@nalibaliSA](https://www.instagram.com/nalibaliSA)

[@nalibaliSA](https://www.instagram.com/nalibaliSA)

info@nalibali.org





Inyatsi Lencane nemsindvo wekudvuma




Ibhalwe nguMarilize de Wet ■ Imidwebho yentiwe nguHeidel Dedekind

Inyatsi Lencane yavuka ngeluhlangotsi lolungasikahle etjanini ekuseni ngalelo langa. Beyingakalali kahle ngalobo busuku. Busuku bonkhe, beyive umsindvo lowetfusa kakhulu ehlatsini.

Ekucaleni, lomsindvo wawuvakala ukhashane, kodwa wawuloku usondzela kancane kancane. Wawuvakala njengemsindvo wesisu lesidvumako saMkhulu loyiNdlovu nakalambile! Lamuhla ekuseni kubonakala shengatsi kute kuleti letinye tinyatsi lewuvile lomsindvo. Futsi ngisho noma Inyatsi Lencane bekungiyi lencane emhlanjini wetinyatsi, beyingeke ibute leti letinye tinyatsi letincane ngalomsindvo! Kutawutsiwani nangabe ticabanga kutsi iligwala futsi tihlekise ngayo?

Ekuseni, Inyatsi Lencane beyitibuta kutsi lomsindvo wekudvuma wani.

Mkhulu loyiNdlovu bekatihlafunela ngekuthula emacembe esihlahla semopane ngesikhatsi Inyatsi Lencane yendlula eceleni kwakhe iya emgodzini wemanti. "Mkhulu Ndlovu, bekusisu sakho lesi besenta umsindvo wekudvuma lomkhulu itolo ebusuku lebengiuvu lonkhe lehlatsi?" kubuta Inyatsi Lencane.



"Cha, Nyatsi Lencane. Bekungasimi. Sisu sami sicale kwenta umsindvo wekudvuma nasekuphume lilanga lamuhla ekuseni," kuphendvula Mkhulu loyiNdlovu. Ngemuva kwaloko wahamba waya ngasetihlahleni letindze.

Emgodzini wemanti, Inyatsi Lencane yakhandza Anti loyiMvubu atsamele sicelu.

"Anti Mvubu, uwuvile yini mhlawumbe umsindvo wekudvuma itolo ebusuku" kubuta Inyatsi Lencane.

"Cha, Nyatsi Lencane. Tindlebe tami betisekhatsi emantini. Angikeva lufu," kuphendvula Anti loyiMvubu. Ngemuva kwaloko yatamula kakhulu yacimeta yase iyalala.

Intsambama yonkhe Inyatsi Lencane beyitibuta kutsi lomsindvo wekudvuma bewuyini. Beyibuta bonkhe lehlangu nabo kutsi

bawuvile yini lomsindvo, kodwa kute lobekawuvile.

"Mhlawumbe nje bewubhudza, Nyatsi Lencane," kuphendvula Make loyiNyatsi nakabutwa. Futsi Make bekangati ngoba Inyatsi Lencane beyilele eceleni kwakhe.

Naseyisitsele imisebe yelilanga yekugcina, besekusikhatsi sekutsi Inyatsi Lencane nato tonkhe leti letinye tinyatsi tihlale phansi etjanini lobutsambile ebusuku.

Inyatsi Lencane beyisandza kulala ngesikhatsi iphaphama yeffukile. Akungabateki kutsi yeva lomsindvo wekudvuma! Ekucaleni lokudvuma kwakuvakala shengatsi kukhashane, kodwa kwakusondzela kancane kancane. Futsi kwaba kukhulu nakakhulu! Inhlitiyo yeNyatsi Lencane yashaya shengatsi sigubhu. Yabuka eceleni kwayo kuze ibone kutsi leletinye timvubu tiwuvile yini lomsindvo, kodwa tonkhe tatilele saka. Ngisho naMake loyiNyatsi bekanganyakati.

Inyatsi Lencane yativa yesaba. Lomsindvo wekudvuma wawuloku uvakala eceleni kwayo. Ngemuva kwaloko ... **FATSA!** Kwaba nemanti lehlela emphumulweni yeNyatsi Lencane! **Fatsa, fatsa, fatsa!** Ematfonsi lamanyenti abonakala.



Inyatsi Lencane yabuka etulu. Ematfonsi lamakhulu emanti ehla ngebunyenti esuka esibhakabhakeni. Inyantsi Lencane yatihleka kakhulu ... kuliciniso ... kufanele kube lena yimvula. Kwakuyimvula yekucala kuyibona! Futsi lomsindvo wekudvuma lebeyiwuva kwakungumsindvo wekudvuma kwelitulu! Bekute lobekufanele ikwesabe.

Ngenhlitiyo lenekuthula, Inyatsi Lencane yasondzela yanamatsela emtimbeni waMake loyiNyatsi. Yalalela umsindvo wemvula lebeyihlela emacembeni nasetjanini sikhatsi lesidze, ngemuva kwaloko yatunywa buffongo yalala ngaphandle kwekunaka lokwentekako emhlabeni.

Yenta indzaba ibe nemdlandla!

★ Uyasikhumbula yini sikhatsi lapho weva khona umsindvo lowetfusako? Wenta njani? Wawubangelwa yini lomsindvo?

- ★ Dwweba sifombe seNyatsi Lencane na-Anti loyiMvubu. Dwweba intfo lasabhaluni lapho kutawufakwa khona lokushiwo yiNyatsi Lencane nalokunye lapho kutawufakwa khona lokushiwo ngu-Anti loyiMvubu. Kopa emavi kulendzaba umlingiswa ngamunye lawashoko uwafake kuleintfo letisabhaluni lotidwebile.
- ★ Cabanga ngemuva. Bhala inkhondlo lekhuluma ngekutsi uvakala njani umsindvo wemvula, liphunga layo nendlela levakala ngayo esikhunjini.



Little Buffalo and the rumble-grumble

By Marilize de Wet ■ Illustrations by Heidel Dedekind




Little Buffalo woke up on the wrong side of the grassy patch that morning. He had not slept well last night. All night long he had heard the most frightful sounds in the bushveld.

At first the sounds were far away, but then they came closer and closer. It sounded just like the rumble-grumble of Grandpa Elephant's stomach when he is hungry! This morning it seemed as if none of the other buffaloes had heard it. And even though Little Buffalo was the youngest in the buffalo herd, he was not about to ask the other young buffaloes about the sound! What if they thought he was a coward and teased him?

All morning Little Buffalo wondered what the rumble-grumble sound could have been.

Grandpa Elephant was peacefully chewing some mopane leaves when Little Buffalo walked past him on his way to the waterhole. "Grandpa Elephant, was it your stomach that rumble-grumbled so loudly last night that I could hear



it all the way across the bushveld?" asked Little Buffalo.

"No, Little Buffalo. It wasn't me. My stomach only started rumble-grumbling after sunrise this morning," answered Grandpa Elephant. Then he turned around and walked towards the tall trees.

At the waterhole, Little Buffalo found Aunt Hippo basking in the sun.

"Aunt Hippo, did you perhaps hear the rumble-grumble sound last night?" asked Little Buffalo.

"No, Little Buffalo. My ears were under the water. I heard nothing," answered Aunt Hippo. Then she gave a big hippo yawn and closed her eyes for an afternoon nap.

All afternoon Little Buffalo wondered what the rumble-grumble sound could have been. He asked everyone he met if they had heard the sound, but no one else seemed to have heard it.

"Perhaps it was only a dream, Little Buffalo," answered Mama Buffalo when he asked her. And surely Mama would know because Little Buffalo had slept right next to her.

When the last sunbeams had disappeared, it was time for Little Buffalo and all the other buffaloes to settle down on the soft grass for the night.

Little Buffalo had just fallen asleep when he woke up with a jolt. Without a doubt, he heard the rumble-grumble again! At first the rumble-grumble sounded far away, but then it came closer and closer. And it got louder and louder! Little Buffalo's heart beat like a drum. He looked around to see if the other buffaloes heard the sound too, but they were all fast asleep. Even Mama Buffalo was not stirring.

Little Buffalo felt scared. It rumbled and grumbled and rumble-grumbled all around him. And then ... *SPLASH!* something wet landed on Little Buffalo's nose! *Splash, splash, splash!* More and more waterdrops appeared.



Little Buffalo looked up. Big drops of water fell in sheets from the sky. Little Buffalo laughed out loud at himself ... of course ... this had to be rain. His very first rain shower! And the rumble-grumble he had heard, was only thunder! There was nothing to be scared of.

With a peaceful heart Little Buffalo snuggled up close to Mama Buffalo's warm body. He listened to the sound of the rain falling on the leaves and grass for a little longer, and then he fell fast asleep without a care in the world.

Get story active!

★ Can you remember a time when you heard a scary sound? What did you do? Where did the sound come from?

★ Draw a picture of Little Buffalo and Aunt Hippo. Draw a speech bubble that comes from Little Buffalo and another that comes from Aunt Hippo. Copy the words from the story that each character says into their speech bubbles.

★ Think about rain. Write a poem that tells how rain sounds, smells and feels on your skin.

Kwekutijabulisa kwakaNal'ibali

Nal'ibali fun



1.

Tfola tintfo letisiphohlongo letingumehluke kuletintfombe letimbili.

Find eight differences between these two pictures.




2.

Yakha iphosta Yekutfolakala ufundza ngaMay!

- ☉ Sika ukhiphe sitfombe saNeo futsi usifake imibala bese usinamatsisela ephepheni lelikhulu
- ☉ Bhala ligama lalencwadzi layifundzako Neo futsi udwwebe sitfombe ekhasini lekucala leliyikhava yalencwandzi.
- ☉ Cedzelela lesitfombe kuze ukhombise lapho Neo ahleti khona nakafundza!
- ☉ Yakha iphosta lenesihloko lesitsi **Tfolakala ufundza onkhe malanga!**

Make a Get caught reading in May! poster

- ☉ Cut out and colour in the picture of Neo and then paste it on a large sheet of paper.
- ☉ Write in the name of the book Neo is reading and draw a picture on the front cover.
- ☉ Complete the picture to show where Neo is sitting and reading!
- ☉ Make a poster with the heading **Get caught reading every day!**



Nal'ibali ikhona kute kutsi ikukhutsate futsi ikwesekela. **Tsintsana** natsi nobe ngayiphi lenye yaletindlela leti: **Nal'ibali** is here to motivate and support you. **Contact us** in any of these ways:

www.nalibali.org

[f nalibaliSA](https://www.facebook.com/nalibaliSA)

[@nalibaliSA](https://twitter.com/nalibaliSA)

[@nalibaliSA](https://www.instagram.com/nalibaliSA)

Produced by The Nal'ibali Trust. Translation by Mosekola Solutions. Nal'ibali character illustrations by Rico.

UMLAZI
EYETHU

EASTERN CAPE
RISING SUN

POLOKWANE
OBSERVER

Nal'ibali