



Funda ngengoma, ukurayima nokudlala

Uyakhumbula udala imidlalo nabanye abantwana nawusese mncani? Kghani bewukuthanda ukuvuma iingoma namkha ukurayima? Kungenzeka bewukuthabela begodu ungakathiheji wafunda imibono emijha namakghono. Boke abantwana bathloga amathuba amanengi wokudlala. Ukudlala kuthuthukisa indlela abacabanga ngayo, kukhulise amakghonwabo wokuraulula imiraro, wokuajelana nabantu namakghonwabo welimi. Amakghono la asiza abantwana bazithembe babemajadu bakghone nokuraulula imiraro.



Learning through song, rhyme and play

Do you remember playing games with other children when you were a child? Did you love to sing songs or say rhymes? You likely had a lot of fun, and without realising it, you learnt new ideas and skills. All children need plenty of opportunities to play. Playing feeds their imaginations and develops their problem-solving, social and language skills. These skills help children become resilient, well-adjusted problem-solvers.

KUBAYINI KUSETSENZISWA IINGOMA, UKURAYIMA NEMIDLALO?

- ★ Abantwana bayafunda nabadlalako begodu bathabile
- ★ Iingoma, ukurayima nemidlalo kuthuthukisa amakghono welimi lomntwana elikhulunywa ekhaya begodu ziindlela zokufunda ilimi lesibili lula.
- ★ Zizimelelisa ilwazi nelemuko emntwaneni begodu zimenze azithembe, okuyingcnyezekile yokufunda.
- ★ Abantu abadala nabavuma iingoma begodu badlale nabantwana, kwakheka ukwethembana bekubenze batihdelane khudlwana.
- ★ Iingoma nemidlalo kwenza umntwana atihaphuluke. Kuba budisi bona abantwana bafunde nabatshwenyekileko, bagandelelekele namkha bathukiwe.



WHY USE SONGS, RHYMES AND GAMES?

- ★ Children learn when they play and have fun.
- ★ Songs, rhymes and games develop children's home language skills and are a natural way to learn a second language.
- ★ They reinforce children's knowledge and experiences and build self-esteem, which is very important for learning.
- ★ When adults participate in songs and games with children, it builds a sense of trust and strengthens the bond between them.
- ★ Songs and games relax children. Children struggle to learn when they are anxious, under pressure or scared.

INDLELA YOKUSEBENZISA IINGOMA, UKURAYIMA KUNYE NEMIDLALO

- ★ Sikinya umzimba, wenze izinto ezikhambisana namezwi wengoma namkha ukurayima.
- ★ Printa namkha utlolele abantwana amezwi wengoma ukwenzela bona bawafunde nabavumako. Bese ukhomba amagama njengombana uvuma namkha uwabiza. Lokhu ungakwenza ngitjho nalokha abantwana bangakwazi ukufunda namkha ukutlola ngombana ukubona indlela amagama asetjenziswa ngayo kuzobasiza bafunde indlela esifunda ngayo.



HOW TO USE SONGS, RHYMES AND GAMES

- ★ Use body movements and actions that fit the words of the song or rhyme.
- ★ Print or write the words of the songs for children so that they can read them as they sing. Then point to the words as you sing or say them. You can do this even if the children cannot read or write yet because seeing written words being used will help them learn how we read.

LAPHO UNGAFUMANA KHONA IINGOMA NEZINTO ONGAZIRAYIMA


- ★ Fundisa abantwana iingoma nokurayima owakufunda nawusese mntwana.
- ★ Sebenzisa iingoma ezaziwa ngiwo wake umuntu bese utjhugulula amagama ukuveza ilemuko labantwana.
- ★ Tlamba iingoma zakho namkha ukurayima okusekelwe eendabeni owazifundako.
- ★ Bawa abantwana bakufundise iingoma namkha ukurayima abakwaziko, bavumele batlame iingoma zabo namkha ukurayima.
- ★ Boleka iincwadi ezineentombi zokurayima ebulungelweni lakho leencwadi.
- ★ Vakatihelela ku-<https://www.youtube.com/@TheNalibaliChannel/videos> bona ufumane iimbonelo zemidlalo, iingoma nokurayima ongakusebenzisa.

WHERE TO FIND SONGS AND RHYMES

- ★ Teach children the songs and rhymes that you learnt as a child.
- ★ Use songs everyone knows and change the words to reflect your children's experiences.
- ★ Make up your own songs or rhymes based on the stories you read.
- ★ Ask children to teach you the songs and rhymes they know and let them make up their own songs and rhymes.
- ★ Borrow illustrated books of rhymes from your library.
- ★ Visit <https://www.youtube.com/@TheNalibaliChannel/videos> for examples of games, songs and rhymes that you can use.

Vakatihelela iwebhusayidi yethu ku-<https://nalibali.org/stories> bona ufumane iindaba, iingoma nokurayima ngamalimi ahlukahlukene!

Visit our website at <https://nalibali.org/stories> for stories, rhymes and songs in different languages!



IT STARTS WITH
A STORY.
ITHOMA
NGENDABA.

Siza umntwanakho ajayelane nokufunda!

Abanye abantwana bangahlala ngesidu hlangana nesikhathi eside sokufundelwa indaba nabayokulala kanti abanye bangathoma ukubhoreka namkha ukulahlekelwa yikareko msinyana. Abanye abantwana bayazithanda iincwadi, abanye batlhoga isikhuthazo kancazana. Lokhu kujayelekile begodu kungatjhuguluka njengombana bakhula.



Help your child connect to reading!

Some children can happily sit still during a long bedtime story, while others start to fidget and lose interest quickly. Some children love books, and others need a bit of encouragement. This is normal and can change as they grow older.



Abantwana abangathandi ukufunda ngezinye iinkhathi kungacatjangwa ukuthi "abakwazi" ukufunda. Lelo akusilo iqiniso. Kungenzeka abakuthandi ukufunda ngombana akhange bajayezwe ukuba neencwadi, abanazo iincwadi ngelimi abalithandako namkha abakakhuleli emphakathini othanda ukufunda.



Abantwana batlhoga iincwadi neendaba ngelimi abakghona ukulifunda bebalizwisise. Iincwadi kufuze zibe neenhloko abazithandako namkha ezikhuluma ngezinto ezithinta amaphilwabo begodu okuqatheke khulu, zibe mnandi! INal'ibali inamakhulu weendaba ezimnandi zabantwana beSewula Afrika ezifumaneka simahla ku-www.nalibali.org/stories.



Children who don't like to read are sometimes thought of as "less able" readers. This is not true. They may not be interested in reading

because they have never connected with the books around them, don't have books in their preferred language or haven't grown up in a reading culture.

Children need books and stories in a language that they can read and understand. The books should be on

topics that they are interested in or that are relevant to their lives and, importantly, that are enjoyable! Nal'ibali has hundreds of free, beautifully illustrated South African children's stories available at www.nalibali.org/stories.



Babelethi, ukufundela abantwana benu qobe kufuze kube sikhathi esimnandi enisithabela ndawonye. Umntwanakho uzokujayela ukufunda ngethabo begodu ngokukhamba kwesikhathi uzozifundela ayedwa. Kuthatha isikhathi ukuthuthukisa umukghwa wokufunda qobe kodwana into eqakatheke khulu kuthoma!

Parents, reading to your children regularly should be an enjoyable time together. Your children will then connect reading with enjoyment and be more likely to read on their own later on. It takes time to develop the habit of reading regularly, but the most important thing is to start!

1. Dzimelela ekghonweni lomntwanakho

Abantu ngokwemvelo bafuna ukwazi begodu bayazithanda iindaba – kungaba mamuvi, iindaba zomndeneni namkha ukutjela omunye umuntu ngelanga lakho. Fumana iindaba ezithandwa mntwanakho, kungaba ziincwadi zemidwebo, zabopopayi namkha amanoveli aneenthombe.




1. Focus on what your children enjoy

Humans are naturally fascinated and connected to stories – whether it's movies, family stories, or telling someone about your day. Find stories that your children like, whether it's comic books or cartoons, or even information books.

2. Ukujayelana nezinto

Vakatjhela ibulungelo leencwadi bese uvumele umntwanakho akhethe iincwadi afuna ukuzifunda. Ukuhlonipha lokho abantwana bakho abafuna ukukufunda kubasiza bakhule bakuthanda ukufunda.



2. Greater exposure

Visit the library and let your children choose books that they want to read. Respecting what your children want to read helps them to grow as readers.

3. Yenza imthint

Esikhathini esinengi, abantwana bajayelana nokufunda ngomsebenzi wesikolo. Yenza ukufunda kube mnandi, ngokwesibonelo ngokutjiya imitolo embalwa namkha iinkondlo esikhafutinini somntwanakho, namkha eembhedenabo. Nawungathoma ukwenza ukufunda, neendaba kube yinto umuntu ayenza qobe, abantwana bazokuthoma ukuba nombono omuhle nokufunda.



3. Make it personal

Most of the time, children associate reading with schoolwork. Make reading fun by leaving little notes or poems in your child's lunch box, for example, or on their bed. Once you start making reading and stories a regular personal activity, children will start developing a positive relationship with reading.

4. Lingisani Indaba

Thomisa ukwenza umntwana athande ukufunda asese seminyakeni ehlangana nowodwa kuya kwemihlanu ngokumfundela. Vuselela umkhumbulo womntwanakho nokuthuthukiswa kwengqondo ngokudlala iingcinye ezisendabeni ndawonye benikhulume ngabalingiswa.



4. Storyplay

Start a love of stories in one- to five-year-olds by reading to them. Stimulate your child's imagination and cognitive development by acting out parts of the story together and talking about the characters.

Abakhamba phambili eendabeni

USithembiso Nhlapo –USAZIWAKO weNal'ibali!

USithembiso Nhlapo mthintanisi wesifunda weNal'ibali osele asebenze isikhathi eside. Ububuso nelizwi leNal'ibali eGauteng neFree State. Ububuso nelizwi leNal'ibali eGauteng neFree State, lapho abekhona mthintanisi wayo yoke imisebenzi eyenziwe ngokubambisana kunye namahlelo.

1. Khuyini oyizuzileko ngomsebenzakho bekube nje?

Ngenze kwaba nokusebenzisana okuhle eemfundeni, okusize ihlangano yakhulisa isithunzi sayo emkhakheni wokuthuthukisa ukufunda nokutlola.

2. Ungathini ngendima edlalwa ziindaba neencwadi emaphilwenethu nemphakathini?

Indlela esicabanga ngayo nesenza ngayo izinto epilweni, itjhukunyiswa ngesikufundako neendaba esizwako. Umlando womphakathi wethu utloliwe namkha ukhulunywe ngomlomo ukwenzela bona sazi ukuthi sibobani nokuthi sibuyaphi. Ingomuso lethu libunjwa mibono esiyifundileko namkha esitjelwe yona.

3. Kghani kuqakathekile bona sibe neencwadi ngawo woke amalimi weSewula Afrika?

Bona sithuthuke begodu sakhe isiko lokufunda emphakathini wekhethu, sifuna ababelethi nabantwana babo bafunde begodu ayikho indlela engcono ukudlula ukufunda iindaba ngelimi elikhulunywa ekhaya. Lokha abantwana nabafunda ngelimi abalikhuluma ekhaya bakghona ukuzwisisa begodu bakhambisane nendaba.

4. Ucabanga ukuthi kubayini izinga lokufunda nokutlola liphasi kangaka eSewula Afrika?

Asinalo isiko lokufunda elinzizileko emphakathini wekhethu. Asibeki isisekelo ngendlela efaneleko; kufuze sibe namahlelo wokufunda emakhaya, amaziko we-ECD, iinkolo, amabulungelo weencwadi nemiphakathini yekhethu. Ukufunda kufuze kube yingcenywe yepilwethu yaqobe langa.

5. Ukhona umuntu owakucocela iindaba nawusesemntwana?

Ugogo bekajayeke ukungicocela kodwana ingasi ngamalanga.

6. Ukhona umuntu obekakufundela nawusesemntwana?

Ngebhadi, azange ngifundelwe. Kwaba kufuna kwami ukwazi okwenza ngafunda, ngathanda neencwadi.

7. Kubayini woke umntwana kufuze afunde?

Ukufunda kungabathatha kubabeke la bangakhenge bafike khona. Kungabasiza bathathe iinqunto ezihle, kwakhe ubuntu babo kubenze bazithembe ukwenzela bona baye noma kuphi.



Sithembiso Nhlapo – Abakhamba phambili eendabeni!

Sithembiso Nhlapo – our literacy champion!

Story stars

Sithembiso Nhlapo – a Nal'ibali SUPERSTAR!

Sithembiso Nhlapo is Nal'ibali's longest-serving provincial coordinator. He is the face and voice of Nal'ibali in Gauteng and the Free State, where he coordinates all partnership activities and programmes.

1. What have you achieved through your work so far?

I have built good partnerships in the provinces that have helped the organisation to grow its reputation in the literacy development sector.

2. What is your take on the role of stories and books in our lives and in society?

How we think and approach life is influenced by what we read and the stories we hear. The history of our society is written or narrated orally so that we know who we are and where we are from. Our future is shaped by ideas that we have read or have been told about.

3. Is it important that we have books in all South African languages?

In order for us to advance and build a culture of reading in our society, we need more children and their parents reading, and there's no better way of reading stories than in one's mother tongue. When children are read to in their mother tongue, they are able to understand and engage with the story.

4. Why do you think South Africa's literacy rates are so low?

We don't have an embedded culture of reading in our society. We are not doing the fundamentals correctly; we need to have reading activities at home, ECD centres, schools, libraries and in our communities. Reading should be part of our everyday life.

5. Did someone tell you stories when you were a child?

My grandmother used to do it but it was not consistent.

6. Did someone read to you when you were a child?

Unfortunately, I was not read to. It was through my inquisitiveness that I delved into reading and learnt to enjoy books.

7. Why should every child read?

Reading can take them to where they have never been. It can help them to make better decisions, build their characters and allow them to have more confidence so that they can go anywhere.

Iindlela ezihlukahlukene ongasebenzisa ngazo iindaba zethu

- 1. Cocela umntwanakho indaba.** Funda bewuphrakthise ukucoca indaba. Bese usebenzisa iphimbo lakho, ubuso nomzimba ukwenza indaba ibemnandi.
- 2. Fundela umntwana indaba.** Khuluma ngeenthombe. Mbuze, "Ucabanga ukuthi kwenzekani ngokulandelako?" namkha "Ucabanga ukuthi kubayini umlingiswa atijho lokhu namkha enza lokha?"
- 3. Funda indaba nomntwanakho.** Dlheganani ngokufunda indaba ndawonye. Ungalungisi imithapho abayenzako begodu basize kwaphela nange babawa iziso.
- 4. Lalela umntwanakho nakafundako.** Lalela ngaphandle kokuthikazisa. Yitjho bona uyakuthabela ukubezwa bakufundela ngokuzwakalako.
- 5. Yenza izinto ekufuze nizenze engcenyeni ethi Yenza indaba le ibemnandi!** Lokhu kufuze kubemnandi kuwe nemntwanenakho.

How to use our stories in different ways

- 1. Tell the story to your child.** Read and practise telling the story. Then use your voice, face and body to bring the story to life.
- 2. Read the story to your child.** Talk about the pictures. Ask, "What do you think happens next?" or "Why do you think the character said or did that?"
- 3. Read the story with your child.** Take turns to read the story together. Don't correct their mistakes, and only help if they ask for it.
- 4. Listen to your child read.** Listen without interrupting. Say that you enjoy hearing them read aloud to you.
- 5. Do the Get story active! activities.** This should be fun for you and your child.



Ilangelihle LaboMma 14 Meyi Happy Mother's Day 14 May



Emnyakeni lo, ilanga laboMma lizokugidingwa ngoSondo ngomhlaka 14 Meyi. Hlanganyela nathi ngelangeli sigidinge ilanga labomma, kuhlangukisa nabantu bengubo abafana nabomma kithi. Landela iinqophiso zokwenzela ummakho namkha umuntu ofana nomma kuwe ikarada!



This year, Mother's Day will be celebrated on Sunday, 14 May. Join us in celebrating our mothers, as well as the women who are like mothers to us, on this day. Follow the instructions to make a card for your mother or the mother figure in your life!

Yenza ikarada leLanga laboMma

1. Sika ikarada emudeni obomvu wamaqatjhaza
2. Bhinca ikarada emudeni onzima wamaqatjhaza.
3. Hlanganisa iingcenywe zombili ngesinamathelisi.
4. Ehlangothini elinesithombe, tlola umlayezo oya emuntwini ofuna ukumnikela ikaradelo. Penda isithombe.
5. Ngakwelinye ihlangothi, dweba isithombe sakho unomuntu loyo. Namkha, tlola ikondlo namkha isigaba esikhuluma ngokuthi kubayini ucabanga bona abomma baqakathekile.



Make a Mother's Day card

1. Cut out the card along the red dotted line.
2. Fold the card along the black dotted line.
3. Glue the two parts together.
4. On the side with the picture, write a message to the person you will give the card to. Colour in the picture.
5. On the other side, draw a picture of you and this person together. Or, write a poem or a paragraph on why you think mothers are important.



Khulisa ibulungelo lakho leencwadi. Sika iingcenywe EZIMBILI wenze iincwadi

Indatjana yomkhombo wegolide

1. Sika ikhasi 9 lesengezelelo.
2. Bhinca iphepha libe siquntu emudeni wamaqatjhaza anzima.
3. Libhince libe siquntu godu emudeni wamaqatjhaza ahlaza satjani bona wenze incwadi.
4. Sika emideni yamaqatjhaza abomvu bona uhlukanise amakhasi.

Umuthi wekumbulo

1. Bona wenze incwadi le sebenzisa amakhasi 5, 6, 7, 8, 11 no-12.
2. Faka amakhasi 7 no-8 hlangana namanye amakhasi.
3. Bhinca amakhasi abe siquntu emudeni wamaqatjhaza anzima.
4. Abhince abe siquntu godu emudeni wamaqatjhaza ahlaza satjani bona wenze incwadi.
5. Sika emideni yamaqatjhaza abomvu bona uhlukanise amakhasi.



Grow your own library. Create TWO cut-out-and-keep books

The story of the golden rhino

1. Tear off page 9 of this supplement.
2. Fold the sheet in half along the black dotted line.
3. Fold it in half again along the green dotted line to make the book.
4. Cut along the red dotted lines to separate the pages.

The memory tree

1. To make this book, use pages 5, 6, 7, 8, 11 and 12.
2. Keep pages 7 and 8 inside the other pages.
3. Fold the sheets in half along the black dotted line.
4. Fold them in half again along the green dotted line to make the book.
5. Cut along the red dotted lines to separate the pages.

UThembi usilingekile uhlalela unompopanakhe phasi. “Kubayini uBamkhulu Nathi ahlongakele!” UMa uthida uThembi eenyongeni zakhe. “Akunamro bona usilingeke,” kutho uMa. “Nami ngiyamkhumbula uBamkhulu Nathi!”

Thembi is angry and throws her doll. “Why did Grandpa Nathi have to die!” Mommy pulls Thembi close on her lap. “It’s okay to be angry,” says Mommy. “I miss Grandpa Nathi too.”

Lots more free books at bookdash.org



Get story active!

- ★ What do you enjoy doing with your grandpa or grandma? Draw a picture of you and your special grandparent doing your favourite things together.
- ★ Write a short note or a letter to your special grandparent to tell them how much you love them.
- ★ Thembi and Thulani were very sad when Grandpa Nathi died. Have you lost someone special? How did you feel, and what made you feel better?

Yenza indaba le ibemnandi!

- ★ Khuyini othabela ukuyenza nobamkhulwakho namkha ugogwakho? Dweba isithombe sakho unogogo nobamkhulu obathandako nenza izinto enizithandako ndawonye.
- ★ Tolela ubamkhulwakho namkha ugogwakho obathandako isiqetjhana esincani namkha incwadi ubatjele ukuthi ubathanda kangangani.
- ★ UThembi noThulani bebadanile nakuhlongakala uBamkhulu Nathi. Ukhe walahlekelwa mumuntu omthandako? Wazizwa njani begodu yini eyakwenza wazizwa uncono?

Nal’ibali is a national reading-for-enjoyment campaign to spark and embed a culture of reading across South Africa. For more information, visit www.nalibali.org



INal’ibali lijima lephasi mazombe lokuzithabisa ngokufunda elenzelwe bona livuselele belidzimelelise isiko lokufunda kiyo yoke iSewula Afrika. Bona ufumane imininingwana eyengeziweko, vakatjhela ku-www.nalibali.org.



The memory tree




Umuthi wekumbulo

Savnola Goldridge • Agrippa Mncedisi Hlophe • Jason Given

Ideas to talk about: What can you see on the memory tree? Who do you think is in the photos? Why do you think the tree is called a memory tree?

Izinto okungacocwa ngazo: Ubonani emuthini wekumbulo? Ucabanga ukuthi ngubani oseentombeni? Ucabanga ukuthi kubayini umuthi ubizwa ngokuthi mumuthi wekumbulo?



Today Mommy, Daddy, Thulani and
Thembi are wearing their best clothes to go to
church for Grandpa Nathi's funeral.
Everyone is coming to remember Grandpa.
Mommy holds Thembi's hand as they sing.
Grandpa Nathi's favourite songs.
Everybody sings and dances too.

Namhlanjesi uMma, uBaba, uThulani
noThembi bambethe izambatho zabo
zakanokuyho baya esontweni esifihlweni
sakaBamkhulu Nathi.
Woke umuntu uyeza ukuzokukhumbula
uBamkhulu.
UMma ubamba isandla saka Thembi
njengombana bavuma iingoma ebezithandwa
nguBamkhulu Nathi.
Woke umuntu uyavuma, bewuyagida.

Thembi and Thulani like to visit the park
with Grandpa Nathi.
They love their Grandpa Nathi.

UThembi noThulani bathanda
ukuvakatjhela ephageni noBamkhulu Nathi.
Bayamthanda uBamkhulwabo uNathi.






Thulani is sitting outside under Grandpa
Nathi's favourite tree.
He doesn't feel like playing with Thambi. He
wishes Grandpa Nathi could read him a story.
UThulani uhlezi ngaphandle ngaphasi
komuthi ebewuthandwa nguBamkhulu Nathi.
Akarhaleli ukudlala noThambi. Ufisa
kwanqathi uBamkhulu Nathi angamfundela
indaba.

Daddy smiles. "Now, anytime we want to
remember Grandpa Nathi, we can come to
our memory tree."
"We will never forget Grandpa Nathi. He
will always be in our hearts."

UBaba uyamomotheka. "Nje-ke, nanyana
kunini nasikhumbule uBamkhulu Nathi,
singeza umuthini wethu wekumbulo."
"Angekhe samkhohlwa uBamkhulu Nathi.
Uzokuhlala ascenhliziyweni zethu."



Mommy and Daddy are very sad. “What’s wrong?” asks Thembi. Her tummy feels sore. Mommy’s voice is very quiet. “Grandpa Nathi was old and sick. The doctors couldn’t make him better.” Her eyes fill with tears. “We won’t be seeing Grandpa Nathi again.”

UMma noBaba badane khulu. “Umraro yini?” kubuza uThembi. Amathumbakhe ayadlhabhaza. Iphimbo lakama liphasi. “UBamkhulu Nathi bekaluphele begodu agula. Abodordodere khange bakghone ukumelapha.” Amehlwakhe azala iinyembenzi. “Angekhe sisambona uBamkhulu Nathi.”



Together they all stick pictures of Grandpa Nathi onto the tree. They remember the fun times they had.

Thembi claps excitedly. “This is my new favourite tree!”

Ngokubambisana boke banamathelisa iinthombe zakaBamkhulu Nathi emuthini. Bakhumbula iinkhathi ezimnandi ebebanazo. UThembi uyawahla, uthabile. “Lo mumuthami omutjha engiwuthandako!”



This story is an adapted version of **The story of the golden rhino**, published by Cadbury in partnership with Nal'ibali as part of the Cadbury Dairy Milk #InOurOwnWords initiative. Each story is available in the eleven official South African languages. To find out more about the Cadbury Dairy Milk #InOurOwnWords initiative titles go to <https://cadbury.one/library.html>.

Indaba le litijhugululo lendaba ethi **Indatjana kabhejani wegolide**, egadangiswe ngabakwa-Cadbury babambisene neNal'ibali njengencinye ye-Cadbury Dairy Milk #InOurOwnWords initiative. Indaba ngayinye iyafumaneka ngamalimi asemthethweni alitijhumi nanye weSewula Afrika. Bona ufumane okwengeziweko nge- Cadbury Dairy Milk #InOurOwnWords initiative titles ngena ku-<https://cadbury.one/library.html>.

Get story active!

- ★ Draw a picture of a king and queen in the royal court at the top of the hill.
- ★ Which five facts from the story do you find the most interesting?
- ★ What questions do you have after reading the story? Write these down.
- ★ Use clay to make a rhinoceros small enough to fit into your hand.
- ★ Imagine finding a secret staircase. Where do you think it might lead? Climb to the top and when you get there, describe what you see.

Yenza indaba le ibemnandi!

- ★ Dweba isithombe sekosi nendlovukazi basesirhodlweni sesigodlo, phezulu embundwini.
- ★ Ngimaphi amaphuzu amahlanu asendabeni owafumana adosa ikareko?
- ★ Ngimiphi imibuzo onayo ngemva kokufunda indaba? Itlole phasi.
- ★ Sebenzisa ibumba namkha umdaka ukwenza ubhejani abe mncani ngokwaneleko bona alingane esandleni sakho.
- ★ Zicabange ufumana iintepisi ezifihlekileko. Ucabanga ukuthi ziyaphi? Khwela uye phezulu bese nawufika lapho, hlathulula ukuthi ubonani.

Nal'ibali is a national reading-for-enjoyment campaign to spark and embed a culture of reading across South Africa. For more information, visit www.nalibali.org



INal'ibali lijima lephasi mazombe lokuzithabisa ngokufunda elenzelwe bona livuselele belidzimelelise isiko lokufunda kiyo yoke iSewula Afrika. Bona ufumane imininingwana eyengeziweko, vakatijhela ku-www.nalibali.org.

The story of the golden rhino



Indatjana yomkhombo wegolide

Griffin Shea • Elizabeth Sparg

Ideas to talk about: Were the kings and queens of Mapungubwe richer than other people living there? Is that fair? Why/why not? What is your understanding of the role of kings and queens in communities?

Izinto okungacocwa ngazo: Inga-kghani amakhosi neendlovukazi zeMapungubwe bezinjinge khulu ukudlula abanye abantu ebehlala lapho? Inga-kghani kühle lokho? Kubayini besifanele/kubayini besingakafaneli? Yini oyizwisisako ngendima ebeyidlalwa Makhosi?



The goldsmiths had to build very hot fires to melt the gold. The fire needed to heat the gold to more than 1 000 degrees Celsius to melt it.

Then the goldsmiths might pour out the melted gold and beat it with a hammer to make a very thin foil. Or they might make gold drops into beads, or stretch out pieces into coils for jewellery.

After the goldsmiths made the gold foil, the woodworkers helped them. The woodworkers carved wood into shapes, and then the goldsmiths shaped the gold foil around it.

This way they could shape the gold into animals, or bows, or sceptres.

That's how the goldsmiths made the famous golden rhino.

The kings and queens didn't leave any writing behind. They left behind their gold. Like the pharaohs in Egypt, they were buried with their gold treasures.

Abosogolide babefanele ukwakha iziko lomlilo otjhisa khulu kobana bakwazi ukuncibilikisa igolide. Umlilo kwakufanele utjhise igolide ngokungaphezu kwama-degrees Celsius ali-1 000 kobana ukwazi ukuyincibilikisa.

Usogolide kumele akhuphe igolide encibilikileko ayibethe ngehamuru ukwenza ifoyili ematsikana. Nofana bangaqana amaqana wegolide bawaphendule umncamo, nofana balule iinquntu zefoyili benze ubuphaziphazi.

Ngemva kobana abosogolide benze ifoyili yegolide, abasebenza ngokubaza bayabasiza. Ababazi babaza igodo benze amabumbeko, bese abosogolide babumbe ifoyili yegolide bayibhodise ibumbeko legodo.

Ngendlela le bebakghona ukubumba igolide ibe silwana, nofana isitja, nofana iintonga zobukhosi.

Kungale indlela abosogolide ababumba ngayo umkhombo wegolide odumileko. Amakhosi neendlovukazi akhange batjhiye umtlole namunye. Batjhiya igolide yabo. Njengabofaro eGibhithe, babulungwa nomnotho wabo wegolide.



Did you know that 1 000 years ago, the most powerful kings and queens in South Africa lived on top of a hill?

Today we call the hill Mapungubwe. That means “hill of the jackal”. It is a very big hill, large enough for the kings and queens to have lived with all of their royal families, their guards, and their servants. All of these people together were called the royal court.

On the ground, at the bottom of the hill, lived the rest of the city. Thousands of people lived there. Some farmed the land to grow food. Some made clothing. Some carved wood. And some melted gold to create beautiful jewellery.

The kings and queens were very rich. They mined gold and gathered ivory from elephant tusks. They were also very clever. They created a secret staircase to reach the royal court. The stairs were hidden so that people on the ground couldn't see who was going up and down.

Uthi bewazi bonyana eminyakeni eyi-1 000 eyadlulako, iinkosi neendlovukazi ezinamandla zeSewula Afrika zazihlala esiqongolweni sombundu? Namhlanjesi umbundu loyo ubizwa ngeMapungubwe. Okuyho ukuthi “Umbundu wepungu” Mbundu omkhulu khulu, mkhulu ngokwaneleko bonyana amaakhosi neendlovukazi zazingahlala nayo yoke imindeneni yazo yobukhosi, abogadi, nabasebenzi bazo. Abantu laba baboke bebabizwa ngesigodlo. Phasi enzasi kombundu lo kwabe kuhlala idorobha loke. Iinkulungwana zabantu zazihlala lapho. Abanye bebalima inarha batjale ukudla. Abanye babethunga. Abanye bebabaza iingodo. Abanye bancibilikisa igolide ukwenza ubuphaziphazi obuhle. Iinkosi neendlovukazi bezinjenge khulu. Babe bamba igolide, babuthlela namazinyo weendlovu. Bebalakani phele khulu godu. Bakha imiqagado efihlekileko efikelela esigodlweni. Imiqagado le yabe ifihlekile kobana abantu abaphasi bangaboni bonyana ngubani oya phasi noya phezu.

Thembi can't sleep. She calls out to Mommy.
"Mommy, I miss Grandpa. My heart is so sore!"
UThembi akakg'honi ukulala. Urhuwela uMma.
"Mma, ngikhumbule uBamkhulu. Ihliziyoyami
ibuhlungu!"



But Grandpa Nathi is very sick in the hospital. His eyes are closed.
The machine next to Grandpa Nathi goes beep, beep, beep.
"Mommy, why won't Grandpa Nathi sing with me?" asks Thembi.
Mommy says, "Grandpa Nathi can still hear you. His heart is singing with you."

Kodwana uBamkhulu Nathi usesibhedlela ugula kwamambala. Amehlwakhe avalekile.
Umtjhini oseduze noBamkhulu Nathi uthi piip, piip, piip.
"Mma kubayini uBamkhulu Nathi angavumi nami?" kubuza uThembi.
UMma uthi, "uBamkhulu Nathi uyakuzwa. Uvuma nawe ngehliziyo."



Thembi and Thulani are eating breakfast when Daddy walks in with a big, big, big cardboard tree.

“This is a memory tree,” says Daddy. He sticks the cardboard tree on the wall. Mommy has a box of photos. “Take your favourite pictures of Grandpa Nathi and stick them on the tree.”

UThembi noThulani bebadla ukudla kwekuseni, ngesikhathi uBaba angena nomuthi wekhathibhodi omkhulu, omkhulu, omkhulu. “Lo mumuthi wekumbulo,” kutjho uBaba. Unamathelisa umuthi wekhathibhodi ebodeni.

UMma uphethe ibhokisi leenthombe. “Thathani iinthombe zakaBamkhulu enizithandako nizinamathelise emuthini.”

At home, Thembi and Thulani are waiting at the window.

Mommy and Daddy are taking so long at the hospital.

Then Thembi sees Mommy and Daddy walk up the driveway.

“They are back!”

Ekhaya, uThembi noThulani balinde efasidereni.

UMma noBaba bakhambe isikhathi eside esibhedlela.

Kusesenjalo uThembi ubona uMma noBaba bakhamba esirhodlweni.

“Babuyile!”



I-Afrika Ekarisako!



Amazing Africa!



I-Afrika yaziwa ngeendawo zayo ezihle nemihlobohlobo yeenlwana zommango. Likhaya lamatjhuguluko amadala ephasini begodu inothile ngamasiko ahlukana hlukeneko nabantu bemihlobo eminingi. Akhe sihlale amanye amaphuzu amayelana nenarhakazi yesibili ngobukhulu ephasini!

25 Meyi Lilanga Le-Afrika!
25 May is Africa Day!

Africa is well known for its beautiful landscapes and abundant wildlife. It is the home of the world's oldest civilisations and is rich in vibrant cultures and diverse peoples. Let's explore some facts about the second-largest continent in the world!

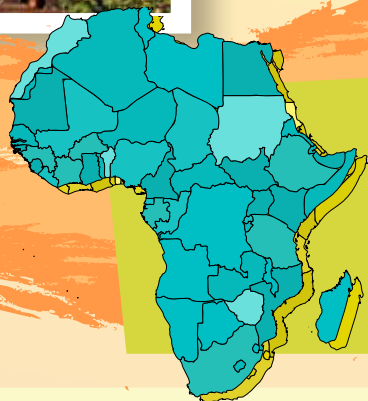


I-Sun City
eseeNtabeni zePilanesberg yindawo yeemvakatjhi ekulu kunazo zoke ephasini.

Sun City in the Pilanesberg Mountains is the world's biggest themed resort.

Amalimi angaphezulu kwama-25% akhulunywa ephasini ase-Afrika kwaphela. ENigeria, kunamalimi ama-502 akhulunywako, inamalimi amanengi e-Afrika!

Over 25% of the world's languages are spoken only in Africa. Nigeria, with 502 spoken languages, has the most living languages in Africa!



Kuneenarha ezima-54 e-Afrika.

There are 54 countries in Africa.



Iinlwana ezikulu kunazo zoke ephasini, ezide nezinebelo zivela e-Afrika! Indlovu ye-Afrika silwana esikhulu somango ephasini. Ubudisi bayo bungaba ngaphezulu kwamathani asithandathu begodu ikhula ibe mamitha alikhomba ukusuka ehloko ukuya emsileni. Isilwana eside ephasini yindulamithi. Indulamithi eduna ingakhula ibe mamitha asi-6 ubude, esikazi ingaba mamitha ama-4,6.

Isilwana somango esinebelo ephasini yitjitha. Ibalo layo lingafika kuma-96,5 ikhilomitha nge-awara.

The world's largest, tallest and fastest animals come from Africa! The African elephant is the world's largest land animal. It can weigh over six tonnes and grow up to seven metres long.

The world's tallest animal is the giraffe. Male giraffes can grow as long as 6 metres, while females can reach about 4,6 metres.

The fastest land animal in the world is the cheetah. It reaches speeds of up to 96,5 kilometres per hour.

IBlyde River Canyon eseMpumalanga yikhenyoni ehlaza kunazo zoke ephasini.

The Blyde River Canyon in Mpumalanga is the world's largest green canyon.

Abantu bokuthoma bavela e-Afrika. Ngezinye iinkhathi i-Afrika ibizwa ngokuthi yiNdabuko yaBantu ngebanga leensaalela ezinengi ezitjengisa ukuthi kungenzeka bona ukuphila komuntu kwathoma la.



The earliest humans originated from Africa. Africa is sometimes called The Cradle of Humankind because of the many fossils that suggest that early human life originated here.



Ukufudeka okukhulu kweenlwana zomango kwenzeka e-Afrika! Qobe mnyaka amazebra angaphezulu kween-750 000 nomhlambi weenkomo zommango weengidi eziyi-1,2 zidlula eSerengeti eTanzania.

The largest migration of wildlife takes place in Africa! Every year more than 750 000 zebras and 1,2 million wildebeest trek across the Serengeti in Tanzania.

Amaphesende ama-70 ephasini we-cocoa beans avela e-Afrika. I-Cocoa beans isetjenziselwa ukwenza itjhokholedi.

Africa produces 70% of the world's cocoa beans. Cocoa beans are used to make chocolate.



Contact us in any of these ways: • **Sithinta** ngananyana ngiyiphi indlela elandelako:



www.nalibali.org



www.nalibali.mobi



[nalibaliSA](https://www.facebook.com/nalibaliSA)



[@nalibaliSA](https://twitter.com/nalibaliSA)



[@nalibaliSA](https://www.instagram.com/nalibaliSA)



info@nalibali.org





UNyathi omNcani nokuguguruza

NgoMarilize de Wet ■ Imidwebo nguHeidel Dedekind




UNyathi omNcani wavuka ngehlangothi ekungasilo, etjanini ekuseni bamhlokho. Bekangakalali kuhle ebusuku. Ubusuku boke, bekezwa amatijhadakazi athusako emangweni.

Ekuthomeni, amatijhada bewakude kodwana bekalokhu atijhidela kancani kancani. Bewafana nokuguguruza kwamathumbu kaBamkhulu uNdlovu nakalambileko! Ekuseni bamhlokho bekubonakala ukuthi ayikho nayinye inyathi ezwileko. Ngitjho nanyana uNyathi omNcani bekunguye omncani kibo boke emhlanjini weenyathi, bekangakazimiseli ukubuza ezinye iinyathi ezincani ngetijhada! Kuzokuthiwani nange zicabanga ukuthi ulitijhatjha bese zithoma ukudlala ngaye?

Loke ikuseni, uNyathi omNcani bekazibuza ukuthi kazi itijhadela lokuguguruza bekungelani.

UBamkhulu Ndlovu bekazihlafunyela amakari womuthi wenondo ngokuthula lokha uNyathi omNcani nakadlula ngakuye atijhinga emngodini wamanzi. "Bamkhulu Ndlovu, mathumbakho ebekaguguruzela phezulu ebusuku ebengiwezwa umango woke?" kubuza uNyathi omNcani.



"Awa, Nyathi omNcani. Bekungasimi. Amathumbami athome ukuguguruza ngemva kokuphuma kwelanga ekuseni nje," kuphendula uBamkhulu Ndlovu. Yeke, wajika wakhamba watijhinga emithini emide.

Emgodini wamanzi, uNyathi omNcani wafumana uKghari uMvubu othele ilanga.

"Kghari Mvubu, kghani ulizwile itijhada lokuguguruza ebusuku?" kubuza uNyathi omNcani.

"Awa, Nyathi omNcani. Iindlebe zami bezingaphasi kwamanzi. Angikezwa litho," kuphendula uKghari uMvubu. Ngemva kwalokho wazamula, ukuzamula okukhulu kwemvubu nakaqedako wavala amehlo bona athathe isithongwana santambama.

Intambama yoke, uNyathi omNcani bekalokhu azibuza ukuthi

ukuguguruzokha bekuvelaphi. Bekabuza zoke iinlwana ahlangani nazo ukuthi zilizwile na itijhada kodwana asikho nesisodwa ekubonakala kwangathi silizwile.

UMma uNyathi nakabuzwako waphemdula wathi, "Mhlamunye bekulibhudango, Nyathi omNcani." Begodu uMma bekazokwazi ngombana uNyathi omNcani bekalele hlanu kwakhe.

Lokha imisebe yokugcina yelanga nayisithelako, besele kusikhathi sokobana uNyathi omNcani nezinye iinyathi zilale phasi etjanini obuthambileko ukulungela ubusuku.

UNyathi omNcani bekasandukulala nakazakuvuka aqhaqhazela. Asizazi ukuthi, bekezwe ukuguguruza godu! Ekuthomeni, ukuguguruza bekuzwakalela kude kodwana kwathoma ukutijhidela kancani kancani. Begodu itijhada latijhinga phezulu kancani kancani! Ihliziyo kaNyathi omNcani yabethela phezulu ngathi sigubhu. Waqala ngapha nangapha alinga ukubona ukuthi ezinye iinyathi ziyalizwa itijhadeli na kodwana zoke bezilele ubuthongo. Ngitjho noMma uNyathi bekangasikinyeki.

UNyathi omNcani wathukwa. Kwaduma, bekwaguguruza kwaguguruza mahlangothakhe woke. Ngemva kwalokho, ... TJHWAA! Into emanzi yathela ipumulo kaNyathi omNcani! Tjhwaa, tjhwaa, tjhwaa! Kwavela amathosi amanengi.



UNyathi omNcani waqala phezulu. Amathosi amakhulu ehlela phasi avela emkayini. UNyathi omNcani wahlekela phezulu, azihleka yena ... kwamambala ... leli kufuze kube lizulu. Ukuguguruza ebekakuzwa bekumibani kwaphela! Ayikho into ebekufuze ayisabe.

Ngehliziyo enokuthula, uNyathi omNcani watijhidela eduze nomzimba ofuthumeleko kaMma uNyathi. Walalela isikhathi eside itijhada lezulu nalinetha amakari notjani, ngemva kwalokho walala ubuthongo ngaphandle kokutshwenyeka.

Yenza indaba le ibemnandi!

- ★ Usakhumbula ngesikhathi uzwa itijhada elithusako? Wenzani? Itijhadelo belenziwa yini?

- ★ Dweba isithombe sakaNyathi omNcani noKghari uMvubu. Dweba amabhamuza wekulumo asuka kuNyathi omNcani namanye asuka kuKghari uMvubu. Kopululela amezwi abawakhulumako asendabeni uwafake emabhamuzenabo wekulumo.
- ★ Cabanga ngezulu. Tlola ikondlo ekhuluma ngokuthi izulu lizwakala njani, linuka njani begodu lizwakala njani esikhunjani sakho.



Little Buffalo and the rumble-grumble

By Marilize de Wet ■ Illustrations by Heidel Dedekind




Little Buffalo woke up on the wrong side of the grassy patch that morning. He had not slept well last night. All night long he had heard the most frightful sounds in the bushveld.

At first the sounds were far away, but then they came closer and closer. It sounded just like the rumble-grumble of Grandpa Elephant's stomach when he is hungry! This morning it seemed as if none of the other buffaloes had heard it. And even though Little Buffalo was the youngest in the buffalo herd, he was not about to ask the other young buffaloes about the sound! What if they thought he was a coward and teased him?

All morning Little Buffalo wondered what the rumble-grumble sound could have been.

Grandpa Elephant was peacefully chewing some mopane leaves when Little Buffalo walked past him on his way to the waterhole. "Grandpa Elephant, was it your stomach that rumble-grumbled so loudly last night that I could hear



it all the way across the bushveld?" asked Little Buffalo.

"No, Little Buffalo. It wasn't me. My stomach only started rumble-grumbling after sunrise this morning," answered Grandpa Elephant. Then he turned around and walked towards the tall trees.

At the waterhole, Little Buffalo found Aunt Hippo basking in the sun.

"Aunt Hippo, did you perhaps hear the rumble-grumble sound last night?" asked Little Buffalo.

"No, Little Buffalo. My ears were under the water. I heard nothing," answered Aunt Hippo. Then she gave a big hippo yawn and closed her eyes for an afternoon nap.

All afternoon Little Buffalo wondered what the rumble-grumble sound could have been. He asked everyone he met if they had heard the sound, but no one else seemed to have heard it.

"Perhaps it was only a dream, Little Buffalo," answered Mama Buffalo when he asked her. And surely Mama would know because Little Buffalo had slept right next to her.

When the last sunbeams had disappeared, it was time for Little Buffalo and all the other buffaloes to settle down on the soft grass for the night.

Little Buffalo had just fallen asleep when he woke up with a jolt. Without a doubt, he heard the rumble-grumble again! At first the rumble-grumble sounded far away, but then it came closer and closer. And it got louder and louder! Little Buffalo's heart beat like a drum. He looked around to see if the other buffaloes heard the sound too, but they were all fast asleep. Even Mama Buffalo was not stirring.

Little Buffalo felt scared. It rumbled and grumbled and rumble-grumbled all around him. And then ... *SPLASH!* something wet landed on Little Buffalo's nose! *Splash, splash, splash!* More and more waterdrops appeared.



Little Buffalo looked up. Big drops of water fell in sheets from the sky. Little Buffalo laughed out loud at himself ... of course ... this had to be rain. His very first rain shower! And the rumble-grumble he had heard, was only thunder! There was nothing to be scared of.

With a peaceful heart Little Buffalo snuggled up close to Mama Buffalo's warm body. He listened to the sound of the rain falling on the leaves and grass for a little longer, and then he fell fast asleep without a care in the world.

Get story active!

★ Can you remember a time when you heard a scary sound? What did you do? Where did the sound come from?

★ Draw a picture of Little Buffalo and Aunt Hippo. Draw a speech bubble that comes from Little Buffalo and another that comes from Aunt Hippo. Copy the words from the story that each character says into their speech bubbles.

★ Think about rain. Write a poem that tells how rain sounds, smells and feels on your skin.

Kokuzithabisa kwabakwaNal'ibali

Nal'ibali fun



1.

Fumana izinto ezibunane ezihlukileko eenthombeni ezimbilezi.

Find eight differences between these two pictures.




2.

Yenza iphosta ethi **Banjwa ufunda ngoMeyi!**

- ☉ Sika isithombe sakaNeo begodu usipende bese usinamathelisa ephepheni elikhulu.
- ☉ Tlola igama lencwadi uNeo ayifundako bese udweba isithombe esigubuzesweni esingaphambili.
- ☉ Qedelela isithombe ngokutjengisa lapho uNeo ahlezi khona nakafundako!
- ☉ Yenza iphosta enesihloko esithi **Banjwa ufunda qobe langa!**

Make a **Get caught reading in May!** poster

- ☉ Cut out and colour in the picture of Neo and then paste it on a large sheet of paper.
- ☉ Write in the name of the book Neo is reading and draw a picture on the front cover.
- ☉ Complete the picture to show where Neo is sitting and reading!
- ☉ Make a poster with the heading **Get caught reading every day!**



I**Nal'ibali** ikhona bona ikukhuthaze beyikusekele. **Sithinta** ngananyana ngiyiphi indlela elandelako:

Nal'ibali is here to motivate and support you. **Contact us** in any of these ways:

www.nalibali.org

[f nalibaliSA](https://www.facebook.com/nalibaliSA)

[@nalibaliSA](https://twitter.com/nalibaliSA)

[@nalibaliSA](https://www.instagram.com/nalibaliSA)

Produced by The Nal'ibali Trust. Translation by Mosekela Solutions. Nal'ibali character illustrations by Rico.

UMLAZI
EYETHU

EASTERN CAPE
RISING SUN

POLOKWANE
OBSERVER

Nal'ibali