



Growing literacy

Each year on 8 September the world celebrates International Literacy Day. On this day, we recommit ourselves to working towards making illiteracy a thing of the past, in South Africa and across the world.

So, what progress have we made with literacy in South Africa? In 2017, the latest PIRLS results were released and it wasn't good news! This research showed that 78% of South African Grade 4 children cannot read for meaning in any language. That's 8 out of every 10 children! And the South African Book Development Council's reading survey didn't paint a bright picture either. It showed that only 6% of us read to our children and only 5% of us tell our children stories!

It is easy to feel hopeless in the face of this news, but we don't have to. There is one very simple but powerful thing we can do to help change the picture: read aloud to children!

If all adults read to the children in their lives for 15 minutes every day, children would grow up being surrounded by stories at home and at school. They would grow up seeing reading as a satisfying and enjoyable activity and be motivated to read for themselves.

Join us in growing a nation of readers by committing to reading to the children in your life for 15 minutes every day!

What we mean by reading aloud

What reading aloud is

- ✓ adults read while children listen for enjoyment
- ✓ adults read to children so that they can enjoy stories and books
- ✓ adults choose books that interest children
- ✓ children also have opportunities to choose the books
- ✓ children are encouraged to ask questions
- ✓ adults ask questions that help children connect to stories

... and isn't

- ✗ children read aloud so that adults can assess them
- ✗ children read aloud to practise their reading
- ✗ adults choose books that they think are "right" for children
- ✗ adults always decide which books children should read
- ✗ children only ever answer questions about stories
- ✗ adults ask questions that require children to remember "facts" from the story

Ku ndlandlamuxa vuswikoti bya litheresi

Lembe na lembe hi ti 8 Ndzati misava hinkwayo yi tlangela Siku ra Matiko ya Misava ra Litheresi. Hi siku leri, hi tiboha nakambe ku tirha ku vona leswaku ku hluleka eka litheresi i matimu, eAfrika-Dzonga na le ka misava hinkwayo.

Hikokwalaho, xana hi wihi nhluvuko lowu hi nga wu endla eAfrika-Dzonga eka litheresi? Hi 2017, mbuyelo wa sweswi wa PIRLS wu humesiwile naswona a wu na mahungu yo tsakisa! Ndzavisiso lowu wu komba leswaku 78% wa vana va ka Giredi 4 va laha Afrika-Dzonga a va swi koti ku hlayela ku twisisa hi ririmi rihi kumbe rihi. Leswi i 8 eka vana van'wana na van'wana va 10! Nakambe vulavisisi bya South African Book Development Council byo lavisisa swo hlaya na byona a byi nga kombisi mhaka yo tsakisa. Byi komba leswaku ko va ntsena 6% ya hina lava hi hlayela vana nakambe i ntsena 5% wa hina lava hlayelaka vana va hina mitsheketo!

Swa olova ku titwa u helelela hi ntshembho loko hi languta mahungu lawa, kambe a hi fanelanga hi va hi ndlela yaleyo. Ku na mhaka yo olova kambe ya matimba leyi hi nga yi endlaka ku cinca xiyimo lexi: ku hlayela ehenhla eka vana!

Loko vantswari hinkwavo va nga hlayela vana ntsena 15 wa timinetse hi siku, vana va ta kula va rhendzeriwile hi mitsheketo ekaya na le xikolweni. Va ta kula va ri karhi va vona ku hlaya kuri nghingiriko wo enetisa na ku tiphina naswona va ta hlohloleka ku va va tihlayela hi vox.

Vana na hina eka ku kurisa rixaka ra vahlayi hi ku tiboha ku hlayela vana evuton'wini bya wena 15 wa timinetse hi siku!

Hi vula yini hi ku hlayela ehenhla

Leswi ku hlayela ehenhla ku nga swona

- ✓ vatswari va hlaya loko vana va ri karhi va tiphina hi ku yingisela
- ✓ vatswari va hlayela vana leswaku va tiphina hi mitsheketo na tibuku
- ✓ vatswari va hlawula tibuku leti tsakisaka vana
- ✓ vana na vona va na nkarhi wo tihlawulela tibuku
- ✓ vana va hlohloteriwa ku vutisa swivutiso
- ✓ vatswari va vutisa swivutiso leswi pfunaka vana ku twisisa mitsheketo

... leswi swi nga riki swona

- ✗ vana va hlayela ehenhla leswaku vatswari va va hlela
- ✗ vana va hlayela ehenhla leswaku va titoloveta ku hlaya
- ✗ vatswari va hlawula tibuku leti va ehleketaka leswaku "ti fanele" vana
- ✗ vatswari hi vona va tshamelaka ku hlawula tibuku leti vana va faneleke ku hlaya
- ✗ vana hi vona va tshamelaka ku hlamula swivutiso hi mitsheketo
- ✗ vatswari va vutisa swivutiso leswi lavaka leswaku vana va tsundzuka hi "timhaka" ku suka eka ntsheketo

INSIDE!

- ★ A bilingual poster on page 2 to help you create a print-rich environment for your children.
- ★ A special story to celebrate International Literacy Day (pages 14 and 15).

ENDZENI!

- ★ Phositara ya tindzimi timbirhi eka pheji 2 yi ta ku pfuna ku endla mbangu lowu nga fuwa hi matsalwa eka vana va wena.
- ★ Ntsheketo wo hlawuleka ku tlangela Siku ra Matiko ya Misava ra Litheresi (mapheji 14 na 15).



Join us. Share stories in your language every day.
Va na na hina. Avelana ntsheketo hi ririmi ra wena hi masiku hinkwawo.



5 tips for growing readers

1. Read, read and read to children. It's the best way to help children become readers themselves.
2. Be a reader. Children need to see adults reading.
3. Fill your home or classroom with reading material.
4. Let children choose books they want to read.
5. Talk to children about the books they enjoy reading.

Switsundzuxo swa 5 swa ku kurisa vahlayi

1. Hlaya, hlaya u hlayela vana. I ndlela yo antswa yo pfuna vana ku va vahlayi hi voxwe.
2. Va na muhlayi. Vana va lava ku vona lavakulu va ri karhi va hlaya.
3. Tata yindlu kumbe tlilasi hi swilo swo hlaya.
4. Pfumelela vana ku hlawula tibuku leti va lavaka ku ti hlaya.
5. Vulavula na vana hi tibuku leti va tsakelaka ku ti hlaya.



Story ideas for different subjects



Mianakanyo hi ntsheketo eka tidyondzo to hambana

Have you thought about how to use stories to strengthen children's learning in different subjects? Here are some ideas for doing this in subjects other than languages.

- Bring History to life by reading stories about events that happened in the past. Stories about great discoveries and the lives of scientists, doctors, leaders and inventors provide role models as well as information.
- Traditional stories are a wonderful way to get to know how people from different places and a different time understood the world around them.
- Read a story that is set in another country and then let the children use the Internet and information books to find out more about this country.
- Let the children use maps and/or atlases to find the places they read about in stories or to trace the journey of a story character.
- Many children face challenging situations, like being on the receiving end of prejudice, or the death of a loved one, or divorce. Stories give us a great starting point to discuss things that form part of Life Skills/ Life Orientation that are sometimes difficult to talk about. Asking open-ended questions about a story offers a safe way for children to think and talk about their personal concerns, emotions or ideas. Stories can help children to better understand a challenging situation, discover how to cope with it and explore what options are available to them.
- Stories offer lots of visual art opportunities. For example, children can draw and paint pictures inspired by the story to illustrate parts of the story, or make models of scenes from the story using clay or recycled waste materials.
- You can help develop children's number concept by writing a summary of the events in a story, using a separate strip of paper for each event. Stick these on the chalkboard in random order and then ask the children to sequence the events in the order that they occurred in the story. Then talk about the events asking which one happened first, next and last. Or which event came before or after another.
- Let children learn about measurement by asking them to use the information in a story to work out how tall a character or creature might have been.
- Stories can be linked to concepts in Technology. Ask the children to create recipes to suit a story's characters – a giant, a pirate or a king. Or ask them to build a model of a house made of straw or sticks, or a palace made of sweets!

Xana u tshama u anakanya hilaha u nga tirhisaka ha kona mitsheketo ku tiyisisa ku dyondza ka vana eka tidyondzo to hambanahambana? Hi leswi switsundzuxo swin'wana ku endla leswi eka tidyondzo kambe ku nga ri tindzimi.

- Endla dyondzo ya Matimu yi hanya hi ku hlaya mitsheketo hi timhaka leti nga humelela khale. Mitsheketo hi leswi nga thumbhiwa khale na vutomi bya vativi va sayense, madokodela, varhangeri na vatumbuluxi lava nga xikombiso eka vana na ku va nyika vuxokoxoko.
- Mitsheketo ya ndhavuko yi kahle swinene ku kota ku tiva hilaha vanhu ku suka eka tindhawu na mikarhi yo hambana a va twisisa hakona leswi misava yi nga xiswona.
- Hlaya ntsheketo lowu hlamuselaka hi tiko rin'wana kutani pfumelela vana ku tirhisa lnthanete na tibuku ta vuxokoxoko ku kuma swo tala hi tiko leri.
- Pfumelela vana ku tirhisa mepe na/kumbe tiatfilasi ku kuma tindhawu leti va hlayeke hi tona eka ntsheketo kumbe ku kuma riendzo ra ximunhuhatawa.
- Vana votala va hlangana na mitlontho yo tika, ku fana na ku hlaseriwa hi ku soriwa, kumbe ku lova ka munhu loyi va n'wi rhandzaka, kumbe ku hambana ka vantswari. Mitsheketo i mabulandlela ya kahle swinene ku sungula ku vulavula hi swilo leswi ku nga xiphemu xa Swikili swa Vutomi/Ntivo Vutomi leswi hi mikarhi swi tikaka ku vulavula hi swona. Ku vutisa swivutiso leswi nga na tinhlamulo to tala swi nyika ku twa u hlayisekile eka vana ku anakanya na ku vulavula hi leswi swi va vilerisaka, matitwelo na mavonelo. Mitsheketo yi nga pfuna leswaku va twisisa xiyimo lexo tika, ku kuma ntshembho lowuntshwa eka wona na ku kuma tindlela tin'wana leti nga kona eka vana.
- Mitsheketo yi nyika xivandlanene xo endla vutshila bya mavoko. Xikombiso, vana va nga dirowa swifaniso leswi hlohloteriwaka hi mitsheketo ku kombisa swiphemu swa ntsheketo, kumbe ku endla swivumbeko swa swiphemu ku suka eka ntsheketo hi ku tirhisa switirhiswiwa swo vuyelela swa vumba.
- U nga ha pfuna vana ku hlayela minongoti hi ku tsala nkomo wa leswi nga humelela eka ntsheketo, hi ku tirhisa phepha ro hambana eka xiphemu xin'wana na xin'wana. Namarheta leswi eka bodo hi mukhuva wihi kutani u vutisa vana ku landzelerisa hi ndlela leyi swi nga humelela ha yona eka ntsheketo. Kutani vulavulani hi leswi swi nga humelela hi ku ya hi lexi nga humelela ro sungula, lexi landzelaka na xo hetelela. Kumbe lexi nga rhanga xi humelela kumbe lexi nga humelela endzhaku ka xin'wana.
- Pfumelela vana ku dyondza hi mpimo hiku va kombela ku tirhisa vuxokoxoko lebyi nga kona eka ntsheketo ku kota ku kombisa hi ku leha ka ximunhuhatawa kumbe xivumbeko hilaha xiharhi xo nga xiswona.
- Mitsheketo yi nga hlanganisiwa na minongoti eka dyondzo ya Thekinoloji. Kombela vana ku endla swakudya swo fambelana na ximunhuhatawa eka ntsheketo – xihontlovi, mutlhakisi kumbe hosi. Kumbe va kombeli va aka xivumbeko xa yindlu va nhlanga na timhandzi, kumbe ntsindza lowu nga akiwa hi swiwitsi!

Make reading for enjoyment part of your school! For more information and guidance on how to do this, go to www.storypoweredschools.org.



Endla ku hlayela ku titsakisa ku va xiphemu xa xikolo xa wena! Ku kuma vuxokoxoko na vuleteri ku endla tano, yana eka www.storypoweredschools.org.

Putting stories at the heart of your school ★ Ku endla mitsheketo yi va ya nkoka eka xikolo xa wena

Will you be South Africa's next Story Bosso?

Story Bosso is Nalibali's annual multilingual storytelling talent search. It takes place across the nation this September! To celebrate South Africa's rich heritage of storytelling, Nalibali invites all South Africans – young and old – to have fun telling and sharing stories in any of the country's 11 official languages.

Enter this exciting talent search and stand a chance of winning fantastic prizes as well as being crowned the Story Bosso of 2018! To find out more, visit: www.nalibali.org or www.nalibali.mobi.

STORY BOSSO



Xana u MuAfrika-Dzonga wo sungula wa Story Bosso?

Story Bosso i vulavisi bya lembe na lembe bya Nalibali bya tindziminyingi byo lavisisa vuswikoti byo tsheketa ntsheketo. Byi ta va kona etikweni

hinkwawo hi Ndzati! Ku tlangela ndzhaka leyi fuweke ya Afrika-Dzonga yo tsheketa ntsheketo, Nalibali yi rhamba Maafrika-Dzonga hinkwawo – lavatsongo na lavakulu – ku tiphina hi ku tsheketa na ku avelana mitsheketo hi ririmi ri hi na rihi ra ximfumo eka leta 11 ta laha tikweni.

Nghenela ndzavisiso lowu wo tsakisa wo hlota vuswikoti kutani u nga ha tikbukutela masagwadi yo hlamarisa ku katsa na ku ambexiwa harhi ya ku va Story Bosso wa 2018! Ku kuma vuxokoxoko byo engetela, endzela: www.nalibali.org kumbe www.nalibali.mobi.

Get story active!

Here are some ideas for using the two cut-out-and-keep picture books, *The missing ball* (pages 5, 6, 7, 8, 11 and 12) and *When it rains* (pages 9 and 10), as well as the Story Corner story, *Message in a bottle* (page 14). Choose the ideas that best suit your children's ages and interests.



The missing ball

Gaps and his cousin, Sugarbean, want to play a game of soccer before sundown, but they can't find their soccer ball!



- ✿ As you read the story to your children, stop and ask questions or make comments that encourage them to look closely at the details in the story. Here are some examples for the first part of the story.
 - ☉ **Page 4:** Can you see the ball? What do you think Gogo is doing?
 - ☉ **Page 5:** What is Gogo doing now?
 - ☉ **Page 7:** Look, I can see a bit of the ball there.
 - ☉ **Pages 8 and 9:** Look at Sugarbean sitting on the bench. How do you think she feels? Why?
- ✿ Discuss with your children what ball games they enjoy playing. Play some of them together. Then suggest that they draw a picture of themselves playing their favourite ball game in the moonlight – just like the calves in the story did.

When it rains

This book describes the joy of people and nature at the return of rain. It is written and illustrated by one of Africa's well-known writers, Véronique Tadjo from Côte d'Ivoire.



- ✿ Before you read the story, ask your children if they enjoy the rain and why they think rain is important.
- ✿ After you have read the story, read page 3 again and invite your children to use their hands and/or feet to make the sound of a dark cloud bursting open and the rain beginning to fall. Can they make the sound of the rain getting heavier and heavier, and then gradually getting lighter until it stops?
- ✿ Ask your children to think about what they would say to the rain if it were a person. Suggest that they use their ideas to write a poem about rain or a letter to the rain!
- ✿ Give your children large sheets of paper. Let them paint the paper with water before painting a picture about the story.

Message in a bottle

International Literacy Day story

Chiku and her brother, Jabali, put a message in a glass bottle and then toss it into the ocean at Mombasa in Kenya. The bottle and its message travel all the way down to Umgababa off the coast of KwaZulu-Natal where Sandile finds it. And that is how a friendship begins!



- ✿ After you have read the story, show your children a map of Africa and let them trace the bottle's journey from Mombasa to Umgababa. Then encourage them to draw their own maps that show the journey and all or some of the animals that came across the bottle on its way to Umgababa. (You may want to show them pictures of the animals in the story before they begin drawing.)
- ✿ Ask your children to imagine that they are going to put a message in a bottle. What would their message say? Suggest that your children write their messages – and don't forget to write one too!

Endla ntsheketo wu nyanyula!

Hi leswi swin'wana switsundzuxo swo tihisa tibuku timbhrhi ta swifaniso leti u nga ti tsema u ti hlayisa, *Bolo leyi lahlekeke* (mapheji 5, 6, 7, 8, 11 na 12) na *Loko mpfula yi na* (mapheji 9 na 10), ku katsa na ntsheketo wa Ndhawu ya Mitsheketo, *Hungu ebodhleleni* (pheji 15). Tsundzuka ku hlawula migingiriko leyi nga kahle eka malembe ya vana va wena na ku tsakela ka vona.

Bolo leyi lahlekeke

Gaps na muzaya wa yena Sugarbean va lava ku tlanga ntlangu wa bolo ya milenge loko ri nga si pela, kambe a va ha yi voni bolo ya vona!

- ✿ Loko wa ha hlayela vana va wena ntsheketo, yima u vutisa swivutiso kumbe u endla swibumabumelo leswi swi va hlohotelaka ku hoxa tihlo swinene eka vuxokoxoko bya ntsheketo. Hi leswi swikombiso swin'wana eka xiphemu xo sungula xa ntsheketo.
 - ☉ **Pheji 4:** Xana wa yi vona bolo? Xana u ehleketa leswaku Gogo u endla yini?
 - ☉ **Pheji 5:** Xana Gogo u endla yini sweswi?
 - ☉ **Pheji 7:** Vona, ndzi vona xiphemu xa bolo katsongo.
 - ☉ **Mapheji 8 na 9:** Languta Sugarbean u tshamile eka bangistulu. U ehleketa leswaku u titwa njhani? Hikwalaho ka yini?
- ✿ Burisana na vana va wena hi leswaku i mitlangu yihi ya bolo leyi va rhandzaka ku yi tlanga. Tlangani yin'wani ya yona swin'we. Ringanyeta leswaku va dirowa xifaniso xa vana va ri karhi va tlanga ntlangu lowu va wu rhandzaka hi nkarhi wa n'weti – ku fana na hilaha malorhe ya endleke hakona eka ntsheketo.

Loko mpfula yi na

Buku leyi hi hlamusela hi ntsako wa vanhu na ntumbuluko loko mpfula yi na. Yi tsariwile na ku kombisiwa hi mutsari wa ndhuma swinene wa laha Afrika, Véronique Tadjo wa le Côte d'Ivoire.

- ✿ Loko u nga si hlaya ntsheketo, vutisa vana va wena loko va tiphina hi mpfula na leswaku hikwalaho ka yini mpfula yi ri ya nkoka.
- ✿ Endzhaku ka ku hlaya ntsheketo, hlaya pheji 3 nakambe na ku rhamba vana va wena ku tihisa voko na/kumbe milenge ku endla mpfumawulo wo pfuleka ka papa na ku sungula ku na ka mpfula. Xana va nga swi kota ku endla mpfumawulo wa mpfula yi ri karhi yi na hi matimba swinene, kutani hi switsongotsongo yi hunguteka ku fikela loko yi yima?
- ✿ Vutisa vana va wena leswaku xana mpfula a va ta yi vutisa yini loko ingi ku ri leswaku i munhu. Ringanyeta leswaku va tihisa switsundzuxo ku tsala xiphato xa mpfula kumbe va tsalela mpfula papila!
- ✿ Nyika vana va wena maphepha lamakulu. Va pfumeleli va penda phepha hi mati loko va nga si penda ntsheketo.

Hungu ebodhleleni

Ntsheketo wa Siku ra Matiko ya Misava ra Litheresi

Chiku na boti wakwe, Jabali, va hoxile hungu endzeni ka bodhlela kutani va ri hoxa elwandle eMombasa eKenya. Bodhlela na hungu ra rona ri fambile ku ya fika eUmgababa ekusuhi na lwandle ra KwaZulu-Natal laha ri nga kumiwa hi Sandile. Hi laha vunghana byi nga sungurisa xiswona!

- ✿ Endzaku ka ku hlaya ntsheketo, kombeta vana va wena mepe wa Afrika kutani u va pfumelela ku vona laha bodhlela ri nga fambisa xiswona ku suka eMombasa ku ya fika eUmgababa. Hikwalaho va hlohoteli ku dirowa mimepe ya vona ku kombisa riendo na hinkwaswo kumbe swiharhi swin'wana leswi nga hlangu na bodhlela endleleni yo ya eUmgababa. (U nga va kombeta swifaniso swa swiharhi eka ntsheketo loko va nga si sungula ku dirowa.)
- ✿ Kombela vana va wena ku anakanya leswaku va ya tsala hungu va ri hoxa ebodhleleni. Xana hungu ra vona ri ta ku yini? Ringanyeta leswaku vana va wena va tsala mahungu ya vona – nakambe na wena u nga rivali ku endla tano!


Create two cut-out-and-keep books

When it rains

1. Tear off page 9 of this supplement.
2. Fold the sheet in half along the black dotted line.
3. Fold it in half again along the green dotted line to make the book.
4. Cut along the red dotted lines to separate the pages.

The missing ball

1. To make this book use pages 5, 6, 7, 8, 11 and 12.
2. Keep pages 7 and 8 inside the other pages.
3. Fold the sheets in half along the black dotted line.
4. Fold them in half again along the green dotted line to make the book.
5. Cut along the red dotted lines to separate the pages.



Endla tibuku TIMBIRHI hi ku tsema u tihlayisa

Loko mpfula yi na

1. Susa pheji 9 eka xitatisi lexi.
2. Petsa phepha hi le xikarhi eka nkhwanti wa ntima lowu nga tsemekatsemeka.
3. Petsa nakambe hi le xikarhi eka nkhwanti wa rihladza ku endla buku.
4. Tsema hi le ka nkhwanti wo tshwuka ku hambanyisa mapheji.

Bolo leyi lahlekeke

1. Ku endla buku leyi tihisa pheji 5, 6, 7, 8, 11 na 12.
2. Hlayisa pheji 7 na 8 exikarhi mapheji laman'wani.
3. Petsa phepha hi le xikarhi eka nkhwanti wa ntima lowu nga tsemekatsemeka.
4. Petsa nakambe hi le xikarhi eka nkhwanti wa rihladza ku endla buku.
5. Tsema hi le ka nkhwanti wo tshwuka ku hambanyisa mapheji.



“Don't worry. I'll help you find your ball,” he said. So the two calves went off together, to find the ball.

“U nga vileli. Ndzi ta ku pfuna ku kuma bolo ya wena,” a vula. Kutani marhole lamambithi ya fambile swin'we, ku ya lava bolo.

Then she saw Gaps, still waiting under the tree. Kutani a vona Gaps, loyi a ha yimile ehansi ka nsinya.



We publish what we like

This is an adapted version of *The missing ball* published by Jacana Media and available in bookstores and online from www.jacana.co.za. This story is available in English, Afrikaans, isiXhosa and isiZulu. Jacana publishes books for young readers in all eleven official South African languages. To find out more about Jacana titles go to www.jacana.co.za.

Leyi vhexini yi antswisiwile yi ri karhi yi huma eka *The missing ball* leyi nga hangalasiwa hi Jacana Media naswona ya kumeka eka mavhengele ya tibuku na le ka inthanete eka www.jacana.co.za. Ntshketho lowu wa kumeka hi Xinghezi, Xibunu, Xiqhosa na Xizulu. Jacana yi hangalasa tibuku eka vahlayi lavatsongo hi tindzimi ta khumen'we ta laha Afrika-Dzonga. Ku kuma matsalwa yo hlaya ya Jacana ya na eka www.jacana.co.za.

© Jacana Media (World rights) Tel: 011 628 3200

Nal'ibali is a national reading-for-enjoyment campaign to spark and embed a culture of reading across South Africa. For more information, visit www.nalibali.org or www.nalibali.mobi



Nal'ibali i pfhumba ra rixaka ro hlayela ku tiphina ku tlhontlha ni ku simeka ntolovelo wo hlaya eAfrika-Dzonga hinkwaro. Ku kuma vuxokoxoko hi xitalo, endzela www.nalibali.org kumbe www.nalibali.mobi

The missing ball


Bolo leyi lahlekeke



Maryanne Bester
Shayle Bester



But ... it wasn't her missing ball! It was a baobab fruit! Close up to it, she could see that it looked very different.
 Kambe ... a ku nga ri bolo leyi lahlekeke! A ku ri muhandzu wa ximuwu! Ekusuhi na wona, a wu vona leswaku wu languteka wu hamabamile swinene



Gaps the Nguni calf stood under a big tree. He was waiting for his cousin Sugarbean to find her new soccer ball.

Gaps rhole ra Xingoni a ri yime ehansi ka nsinya lowukulu. A yimele muzala wa yena Sugarbean ku kuma bolo ya yena ya milenge leyintshwa.

A little way off, they saw Mkhulu Nguni Bull playing marabaraba with his friends. What was he sitting on? He was sitting on Sugarbean's missing ball!
 Loko va ha ku suka, va vonile Nkuzi ya Mkhulu ya Xingoni a ri karhi a tlanga muravara na vanghana va yona. Xana u tshamile ehenla ka yini? A tshamile ehenla ka bolo ya Sugarbean leyi lahlekeke!



At last the calves could play their soccer game! They kicked the ball all the way home in the moonlight, happy now their search was over!

Ekuheteleleni marhole ya swi kotile ku tlanga ntlanga wa wona wa bolo ya milenge! Va rahile bolo va ri karhi va ya ekaya hi nkarhi wa n'weti, va tsakile hikuva ku lava a ku herile!



Kambe ... a ku nga ri bolo ya Sugarbean leyi lahlekele! Mkhulu a tshamulle eka nkwanama lowo bumbula, wo basa wa mugayo lowu nga hava nchumu!



But ... it wasn't Sugarbean's missing ball! Mkhulu was sitting on a fat, white sack of mealie meal!



"Vona. Hi liya bolo ya wena," ku vula Hahani, a ri karhi a kombeta ehenla ka nsinya. Sugarbean u langutle. Ehenla ka marhavi ya nsinya wa ximuwu a ku ri na bolo leyi lahlekele!

"Look. There's your ball," said Auntie, pointing up into a tree. Sugarbean looked. High in the branches of a baobab tree was the missing ball!



And then they saw it. You guessed it! The missing ball was in Sugarbean's backpack! It had been in there all along! This time there was no mistake.

Kutani va yi vona. U vhumbhile swona! Bolo leyi a yi lahlekile yi le bekeni enhlaneni wa Sugarbean! A yi ri kwalaho ku suka khale! Kambe sweswi a ku nga ri xihoxo.



But Sugarbean couldn't find her ball anywhere inside the house. She really wanted to play at least one game of soccer before sunset! But where was that ball?

Kambe Sugarbean a nga voni bolo hinkwako endzeni ka yindlu. Hi ntiyiso a lava ku tlanga ntsena ntlangu wun'we wa bolo ya milenge dyambu ri nga si pela! Kambe bolo a yi ri kwihhi?

Kambe ... a ku nga ri yona bolo ya yena leyi!
lahlekeke! A ku ri vuhenhla bya xigqoko lexikulu,
xo basa xa Hahani xa Homu ya Xingoni!




Perhaps someone had left it outside. She went to look. Ah, there it was – in the melon patch! The top of it was peeping out of Gogo's tin bath.

Kumbexana un'wana u yi siyile ehandle. U fambile a ya yi lava. Yaa, hi liya – etshangaveni ra makhalavatla! Vuhenhla bya yona a byi hlometerile ku suka eka sambelo ro hlambela ra Gogo lera thini.



Kutani marhole ya vonile Manana Homu ya Xingoni
a ri karhi a ya enambyeni. Va fambile na yena.
Kumbexana bolo a yi ri kwahalaya.



'Then the calves saw Mama Ngumi Cow walking
towards the river. They went with her. Perhaps the
ball was there.



Suddenly they saw the cattle egret. He was flapping his wings and running towards them. "Sugarbean! I've been trying to tell you that your ball is right behind you!"


Kutani va vona xinyenyani xo risa tihomu.
A xi ri karhi xi tiba timpiku xi ri karhi xi
tsutsumela laha a va ri kona. "Sugarbean! A
ndzi ri karhi ndzi ringeta ku ku byela leswaku
bolo ya wena yi le ndzhaku ka wena!"

Trees are heavy
with fruit.
Mithi ya tikiwa
hi mihandzu.



The fields
look beautiful.
Masimu ya languteka
ya sasekile.

Cows give plenty
of rich and creamy
milk. Hens lay big
yellow eggs.



A group of children
jump, swim and play
in the stream. On the
big river, the fishermen
catch many silvery fish.
Ntawa wa vana wu dulela,
wu hlambela no tlangela
exinkobyani. Enambveni
lowkulu, vaphasi va
tshampfi phase tshampfi
ta silivhere.

When it rains Loko mpfula yi na



Véronique Tadjo
John Manyange



Reproduced by kind permission of The Little Hands Trust and the Project for the Study of Alternative Education in South Africa (PRAESA). To find out more about PRAESA, go to www.praesa.org.za.

Xikandziyisiwile nakambe hi mpfumelelo wa kahle wa The Little Hands Trust na Project for the Study of Alternative Education in South Africa (PRAESA). Ku kuma vuxokoxoko byo tala hi PRAESA, endzela www.praesa.org.za.



Nal'ibali is a national reading-for-enjoyment campaign to spark and embed a culture of reading across South Africa. For more information, visit www.nalibali.org or www.nalibali.mobi



Nal'ibali i pfhumba ra rixaka ro hlayela ku tiphina ku tlhontlha ni ku simeka ntolovelo wo hlaya eAfrika-Dzonga hinkwaro. Ku kuma vuxokoxoko hi xitalo, endzela www.nalibali.org kumbe www.nalibali.mobi


Lightning explodes in the sky. A huge dark cloud bursts open and drops of rain start to fall.

Hi xihatla, ku va na rihati ematlweni. Papa lerikulu ra ntima ri pfulaka ri pandzeka kutani mathonsi ya mfula ya sungula ku thoma.



People fall asleep feeling satisfied.

Vanhu va etlela va enerisekile.



It is the dry season.
Trees have no more leaves. People are thirsty, and so are the animals.

I nguva yo oma.
Mirhi a ya ha ri na matluka. Vanhu va na torha, xikan'we na swiharhi.



The rains have come back!

Mpfula yi vuyile nakambe!



Ah yes! They could see a wet ball floating in the river!
 Oh inai Va vonile bolo yo tsakama yi ri karhi yi
 phaphamala ehenhla ka nambui



It was just the moon, rising in the sky.
 Sugarbean was sad. Where was that ball?
 A ku ri n'weti, wu ri karhi wu tlakuka ku suka
 ematilweni. Sugarbean a vavisekile emoyeni.
 Xana bolo a yi ri kwihl?



But ... it wasn't her missing ball! It was the top of
 Auntie Nguni Cow's big, white hat!



But ... it wasn't her missing ball! It was a
 big, white melon! "Don't worry. Your ball is
 somewhere," said Gogo.

Kambe ... a ku nga ri bolo ya yena leyi
 lahlekeke! A ku ri khalavatla lerikulu, lero basa!
 "U nga vileli. Bolo ya wena yi kona kun'wana
 kwala," ku vula Gogo.



Sugarbean stood at the window and took a big bite. Just then, she saw her ball lying on the stoep bench.
 Sugarbean u yimile hi fastere kutani a luma lerikulu. Kutani hi loko, a vona bolo ya yena yi ri eka bangstulu ya le xitupini.



Kambe ... a ku nga ri bolo ya Sugarbean leyi lahlekeke! A ku ri ribye ro rthetela, ro basa ra le nambyeni. Manana u vekile swiambalo ehenhla ka ribye kutani a sungula ku swi chukucha. Marhole ya sungule ku lahlekele hi ntshembho.

But ... it wasn't Sugarbean's missing ball! It was a smooth, white river stone. Mama placed her washing on the stone and began to scrub. The calves were beginning to lose heart.



She cut a juicy slice of melon for Sugarbean.

U tsemile xipetlu lexi nga talela hi muthotho wa khalavatla a nyika Sugarbean.



"There it is," said Gaps looking up. But again ... it wasn't the missing ball at all!

"Hi liya," ku vula Gaps a langute ehenhla. Kambe nakambe ... a ku nga ri bolo leyi lahlekeke nakatsongo!



Nal'ibali news

Over the past six years, the annual Puku Story Festival held in Grahamstown has been an exciting event intended to spark children's interest in storytelling and reading in isiXhosa. The festival has also provided an opportunity to showcase and celebrate the work of storytellers, writers and artists, especially in African languages.

This year the Puku Story Festival celebrated South African children's author and storyteller, Gcina Mhlophe. Gcina's play, "Have you seen Zandile?" was translated into isiXhosa by Dr Hleze Kunju and performed twice a day by local actors in a packed auditorium.

A highlight of the festival was an exhibition of children's literature curated by the National English Literary Museum (NELM). There were 566 children from ten surrounding schools who visited the museum to view the exhibition, where they were also entertained by storytellers such as Basil Mills, Cebo Solombela, Mbulelo Bokwe, Madoda Ndlakuse and Babalwa Kona. Other attractions included book launches and readings, as well as open mic sessions where learners and other local artists performed praise poetry and songs.

At the nearby Fingo Library, children and parents enjoyed a comedy show, poetry, storytelling and readings, and face painting!

Nal'ibali was represented by Abongile Davani and Madoda Ndlakuse, our Literacy Mentors in the Eastern Cape. They gave a fun-filled presentation on reading clubs which highlighted the important role that storytelling and reading for enjoyment play in education and children's development.

At the end of the three days, Puku announced that its new mission did not include another festival. But as Gcina Mhlophe tweeted: "Puku Story Festival 2018 may be over, but the stories never are."



Puku

There were plenty of books for children to enjoy!

A ku ri na tibuku to tala ta vana ku tiphina hi tona!



Mahungu ya Nal'ibali

Eka malembe ya tsevu lawa ya hundzeke, Puku Story Festival nkhuvo wa lembe na lembe lowu khomeriwaka eGrahamstown i wo tsakisa ka lowu nga kongomisa eka ku tlhonthlha ku tsakela ka vana ku tsheketa mitsheketo na ku hlaya hi Xiqhoza. Nkhuvo lowu wo tlangela wu nyikile nkarhi wo kombisa na ku tlangela mitirho ya vatsheketi, vatsari na va vutshila, ngopfungopfu hi tindzimi ta XiAfrika.

Lembe leri Puku Story Festival wu tlangerile mutsari na mutsheketi wa vana wa Afrika-Dzonga, Gcina Mhlophe. Ntlangu wa Gcina, "Have you seen Zandile?" lowu nga hundzuluxiwa wu ya eka Xiqhoza hi Dok Hleze Kunju wu tlangiwile kambirhi hi siku hi vatlangi va kwala kaya eka holo leyi a yi tele swinene.

Lexi nga va xa kahle eka nkhuvo lowu i nkombiso wa matsalwa ya vana lawa ya nga hlayisiwa hi National English Literary Museum (NELM). A ku ri na 566 wa vana ku suka eka swikolo swa khume swa le kusuhi lava nga endzela muyuziyamu ku ta vona swa nkombiso, laha va nga nyanyuriwa hi vatsheketi vo fana na Basil Mills, Cebo Solombela, Mbulelo Bokwe, Madoda Ndlakuse na Babalwa Kona. Leswin'wana leswi nga koka rinoko i ku simekiwa ka tibuku na ku hlaya, ku katsa na ku tirhisa mayikhirofoni hilaha u lavaka ha kona laha vadyondzi na va vutshila va laha kaya a va va kombisa vuphati na tinsimu.

Ekusuhi na Fingo Library, vana na vatswari a va tiphina hi nkombiso wa mafenya, vuphati, ku tsheketa mitsheketo na ku hlaya, na ku penda swikandza!

Nal'ibali a yi yimeriwile hi Abongile Davani na Madoda Ndlakuse, Vatsundzuxi va Litheresi va hina eKapa-Vuxa. Va nyikile nkombiso wo nyanyula lowu nga kombisa nkoka wa ku tsheketa na ku hlayela ku tiphina eka dyondzo na le ka nhluvukiso wa vana.

Emakumu ka masiku manharhu, Puku yi tivisile leswaku xikongomelonkulu xa yona lexintshwa a xa ha katsi nkhuvo wun'wana wo tlangela. Kambe loko Gcina Mhlophe a twita u ri: "Puku Story Festival 2018 yi nga va yi herile, kambe mitsheketo a yi heli."



Puku

Nal'ibali's Madoda Ndlakuse with some of the children at the festival.

Madoda Ndlakuse wa ka Nal'ibali na vana van'wana lava a va tile eka nkhuvo wo tlangela.



Puku

Storytelling was enjoyed by children and adults.

Lavakulu na lavatsongo a va tiphina hi ku tsheketa mitsheketo.

Message in a bottle

By Joanne Bloch ✨ Illustrations by Jiggs Snaddon-Wood

It was late afternoon. Chiku and her brother, Jabali, stood on the beach near their home in Mombasa. Big green waves crashed in front of them.

"Are you ready?" asked Jabali.

"Yes!" said Chiku.

Jabali took a deep breath, lifted his arm and flung the glass bottle far out into the sea. It flew across the foamy waves, glinting in the sunlight. Chiku and Jabali grinned at each other as they turned and walked home.

"How long do you think it will take?" asked Chiku.

"I don't know!" answered her brother. "You may have to wait a long, long time, but somebody will find it! Just wait and see."

The bottle bobbed on the water for many weeks. Once a big fish swam right up to it. "Hmmm," she said. "There's something inside this hard bubble ... it's white with black squiggles on it. I wonder what it is?"


WOOSH! Suddenly a school of tiny silver fish swam past right under her. The big fish forgot all about the bottle. "How lucky," she chuckled as she swam after the silver fish, "my lunch has arrived!"

On went the bottle, floating through calm water and stormy seas. One evening, a baby shark lifted it up to see what was inside. "Human things," warned his father. "Don't eat it; it will make you sick!"

The little shark dropped the bottle, and raced off to find his friend instead.

Still the bottle drifted, carried along by the ocean tides. One afternoon, a wise old dolphin saw it in the water nearby. "Look!" she said. "I see human writing!"

Dolphins are very clever. She knew she could read the words she saw through the glass. But before she could try, her grandchild pushed his nose under the bottle. "Catch!" he shouted. A whole pod of dolphins laughed and squeaked as they passed the bottle to each other.



One stormy evening many months later, the waves carried the bottle all the way to the beach at Umgababa on the KwaZulu-Natal coast. A little later, a boy named Sandile and his family arrived there for a holiday with their cousins.

The next morning, Sandile woke up early. Usually, he hated getting out of bed. "School is so boring!" he always grumbled. "Why do we have to learn to read and write? Playing games is much more fun!" But today was different because Sandile was on holiday and he loved the beach.

Soon he was running about on the wet sand with his younger sister and cousin.

Suddenly, he noticed something floating in the shallow water near some big rocks.

"Look!" he shouted, pointing to the bottle. It had turned a little green, but Sandile could still see that there was a piece of paper inside it. "What is it?" he asked excitedly.

"Maybe it's money!" suggested his sister, Sindi.

"No," said their older cousin, Mpumi, peering at the bottle. "It looks like a letter!"

Sandile pulled a face. "BORING!" he said.

"Think about it," said Mpumi. "This letter may have travelled a very long way, and it could have been in the water for years! Let's take it home and open the seal with a knife!"

At last the bottle was open. Mpumi pulled out the letter.

"Hello," read Mpumi. "My name is Chiku. I am nine years old."

"Just like me!" said Sandile.

"Shhh!" said the others.

"I live in Mombasa in Kenya," read Mpumi.

"Where's Kenya?" asked Sindi.

"I know!" shouted Sandile. "It's far away, up the east coast of Africa! I read about it at school just last week!"

"You said that was a boring book!" teased Sindi, but Sandile didn't hear her. He was too busy reading the letter over Mpumi's shoulder.

"If you find this letter, please write back to me," read Mpumi. "Then there's an email address here," she told Sandile. "Ask your mom if you can write to Chiku tonight."

And that was how Sandile started writing to Chiku. After a few emails, reading and writing didn't seem boring anymore.

"One day, I'm going to meet Chiku," he told Sindi. "Until then, we can send emails to each other!"

And when Sandile's family went to visit their cousins in KwaZulu-Natal again, he also wrote his own letter on a piece of paper, sealed it in a bottle and threw it into the sea. He never got an answer, but he would have been very surprised to learn who found the bottle.

The dolphins had swum all the way down the coast, and were living near a tiny island. When the oldest dolphin saw Sandile's bottle floating by, she was very excited.

"Another one!" she said. "This time, I'm going to read it!" She dragged the bottle onto the beach, and stored it under a big rock.

Every day, she stares at the words she sees through the glass. She can't read them yet, but I'm sure she'll work it out soon!



A wu ri ndzhenga, Chiku na makwavo wa yena wa xinuna Jabali a va yimile etlheleo ka lwandle ekusuhi ni kaya ra vona eMombasa. Magandlati lamakulu ya rihlaza a ma fika emahlweni ka vona.

“Xana u lunghekile?” ku vutisa Jabali.

“Ina!” ku hlamula Chiku.

Jabali a hefemulela ehenhla, a tlakusa voko rakwe a hoxa bodhlela ekule endzeni ka lwandle. Ri hahile ri tsemakanya ehenhla ka magandlati ya khuvi, ri hatima edyambiyini. Chiku na Jabali va n’wayitela va langutanile loko va ri karhi va jika va kongoma ekaya.

“Xana u ehleketa leswaku ri nga teka nkarhi wo tanihi kwihi?” ku vutisa Chiku.

“A ndzi swi tivi!” ku hlamula boti wa yena. “U ta fanela ku yima nkarhi wo leha, wo leha swinene, kambe munhu wun’wana u ta ri kuma! Wena ho yima u rindzela.”

Bodhlela ri ya hala na hala endzeni ka mati ku ringana mavhiki. Siku rin’wana nhlampfi yi hlamberile yi hundza ekusuhi na rona. “Hmmm,” yi vulavula. “Ku na nchumu endzeni ka khuvi lero tiya ... i xo basa na ku va na ku n’wayeteriwa hi swa ntima. Xana ku nga va ku ri yini?”

WUUSH! Hi xinkadyani, ntlawa wa swihlampfani wu hlambela wu hundza hi le henhla ka rona. Nhlampfi leyikulu yi rivala hi mhaka ya bodhlela. “Nkateko wa nga,” a hlekelela a ri karhi a hlambela endzhaku ka nhlampfi ya silivhere, “swakudya swa mina swa nhlakanhi hi leswi!”

Hi leriya bodhlela ri fambile, ri phaphamala ematini lamo rhula na le ka lwandle leri nga ni xidzedze. Eka madyambu man’wana, n’wana wa nhlampfi ya nyankwave u ri tlakusile ku vona leswi nga endzeni. “I swilo swa vanhu,” ku tshinya tatana wa kwe. “U nga xi dyi; xi ta ku vabyisa!”

Nyankwave leyitsongo yi lahlile bodhlela, yi tstitsuma yi ya kuma vanghana va yona.

Bodhlela ri ya emahlweni ri khuluka, ri khulukisiwa hi magandlati ya lwandle. Hi ndzhenga, wa siku rin’wana dolifini leya khale leyo tlhariha yi ri vonile ematini ya le kusuhi. “Languta!” a vula. “Ndzi vona laha ku nga tsala munhu!”

Tidolifini ti tlarihile swinene. A yi swi tiva ledwaku yi nga kota ku hlaya marito lawa a ya vonaka eka nghilasi. Kambe loko a nga si ringeta, ntukulu wakwe u susumetile bodhlela hi nhopfu hi le hansi ka rona. “Khoma!” a huwelela. Ntlawa wa tidolifini a wu hleka na ku cema loko ti ri karhi ti hoxana hi bodhlela.



Endzhaku ka tin’wheti eka vusiku byin’wana lebyi a byi talerwe hi xidzedze, magandlati ya rhwarile bodhlela ma ri yisa eribuweni ra lwandle ra Umgababa etlhelweni ka ribuwa ra lwandle ra KwaZulu-Natal. Endzhaku ka nkarhinyana, mufana loyi a vuriwa Sandile na ndyangu wa yena xikan’we na vazala va yena va fikile laha hi nkarhi wa ku wisa wa holodeyi.

Hi mixo lowu landzelaka, Sandile u hatlile ku pfuka. Hi masiku, a nga swi rhandzi ku pfuka. “Xikolo xa borha!” a tshamela ro gungula. “Hikwalaho ka yini hi fanele ku dyondza ku hlaya na ku tsala? Ku tlanga mitlangu swi tsakisa ku tlurisa!” Kambe namutlha a ku ri siku leri hambaneke eka Sandile hikuva a ku ri nkarhi wo wisa naswona a rhandza lwandle.

A tsutsumatsutsuma eka sava leri nga tsakama na sesi wa yena na muzala.

Hi xinkadyana, u vonile xin’wana xi ri karhi xi phaphamala ematini lawa yo ka ya nga entangi ekusuhi na maribye lamakulu.

“Vona!” a huwelela, a ri karhi a kombetela bodhlela. A ri cincile muhlovo ri ri ra rihlazanyana, kambe Sandile a ha kota ku vona leswaku aku ri na xiphephani endzeni. “Xana i yini?” a vutisa a tsakile.

“Kumbe i mali!” ku ringanyeta sesi wakwe, Sindi.

“E-e,” ku vula muzala wa vona lonkulu, Mpumi, a ri karhi a hlometela ebodhleleni. “Swi tikomba ku ri papila!”

Sandile a khwanyanisa xikandza. “SWA BORHA!” a hlamusela.

“Ehleketi hi swona,” ku vula Mpumi. “Papila leri ri nga va ri fambile mpfhuka wo leha, naswona ri nga va ri fambile malembe yo hlaya swinene! A hi fambeni na rona ekaya hi ya pfula xipfalo hi mukwana!”

Emakumu ka siku bodhlela ri pfuriwile. Mpumi a humesa papila.

“Avuxeni,” ku hlaya Mpumi. “Vito ra mina hi mina Chiku. Ndzi na malembe ya kaye.”

“Ku fana na mina!” ku vula Sandile.

“Xhhh!” ku vula lavan’wana.

“Ndzi tshama eMombasa eKenya,” ku hlaya Mpumi.

“Xana Kenya yi le kwihi?” ku vutisa Sindi.

“Ndza swi tiva!” ku huwelela Sandile. “Hi le kule, ekule evuxeni bya tlhelo ka lwandle ra Afrika! Ndzi hlayile hi kona eka vhiki leri nga hundza!”

“U vule leswaku buku leyi a wu yi hlaya a yi nga tsakisi!” ku koya Sindi, kambe Sandile a nga n’wi twangi. A a khomekile a ri karhi a hlaya papilla emakatleni ya Mpumi.

“Loko u kuma papilla leri, ndzi kombela u tlhela u tsala u ndzi hlamula,” ku hlaya Mpumi. “Vonani, ku na adirese ya imeyili,” a byela Sandile. “Kombela manana wa wena leswaku u tsalela Chiku madyambu ya namuntlha.”

Hilaha Sandile a nga sungula ha kona ku tsalela Chiku. Endzhaku ka ti-imiyeli tohlayanyana, ku tsala na ku hlaya a swi nga ha n’wi borhi.


“Siku rin’wana, ndzi ta hlangana na Chiku,” a byela Sindi. “Ku fikela nkarhi walowo, hi ta va haha tsalelana ti-imeyili!”

Loko vandyangu wa Sandile va tlhelela ku ya endzela vazala va vona nakambe eKwaZulu-Natal, na yena u n’wi tsalerile xipapilana, a xi pfalela endzeni ka bodhlela a ri cukumeta elwandle. A nga kalanga a kuma nhlamulo, kambe a ta va a hlamarile ku tiva leswaku i mani a nga kuma bodhlela.

Tidolifini ti hlamberile ku ya etlhelweni ra hansi ka ribuwa, naswona a ti tshama eka xihlala lexitsongo. Loko dolifini leya khale yi vona bodhlela ra Sandile ri ri karhi ri phaphamala, a yi tsakile swinene.


“Rin’wana!” yi vula. “Sweswi, ndzi ya a ku ri hlayeni!” U kokela bodhlela etlhelu ka lwandle, kutani a ri fihla ehansi ka ribye lerikulu.

Masiku hinkwawo, a yi sondzolota marito lawa a ya vonaka endzeni ka bodhlela. A nga si swi kota ku ma hlaya, kambe ndza tshembha leswaku u ta swi kota ku nga ri khale!



Nal'ibali fun

Swo tsakisa hi Nal'ibali



1.

What's in the picture?

- How many things are there to read in the picture? _____
- Which of these things have you read before? _____

Xana i yini lexi nga eka xifaniso?

- Xana i swilo swingani leswi hi nga swi hlayaka exifanisweni? _____
- Eka leswi xana hi swihi leswi u nga tshama u swi hlaya? _____

Write your own International Literacy Day message in the banner.



Tsala hungu ra wena ra Siku ra Matiko ya Misava ra Litheresi eka benara.

2.

Here's a word challenge!

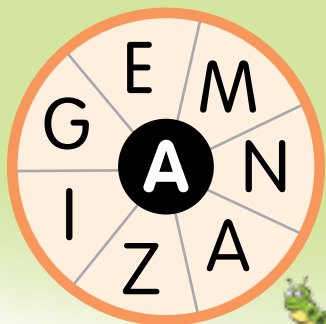
- Follow the rules in the box and use the letters in the word wheel to complete this word. (Two of the letters have already been used.)
m _ _ a _ _ _
- How many other words can you make following the same rules? (Remember: The letter in the middle of the wheel **MUST** be in each word!)

Hi lowu tlhontho wa rito!

- Landzelela milawu leyi nga eka bokisi kutani u tirhisa marito lawa ya nga eka vhlwla ra marito ku hetisa rito leri (Marito mambirhi ya tirhisiwile.)
m _ g _ _ _
- Xana i marito mangani man'wana lawa u nga ma endlaka u ri karhi u landzelela milawu leyi? (Tsundzuka: letere leri nga exikarhi ka vhlwla ri FANELE ku tirhisiwa eka rito rin'wana na rin'wana!)

Rules

1. Make words with two or more letters in them.
2. Use each of the letters in the wheel only once in each word.
3. Always include the letter in the middle of the wheel in your words.
4. No proper nouns allowed.



Milawu

1. Endla marito lama nga na maletere mambirhi kumbe ku tlula eka wona.
2. Tirhisa rin'wana na rin'wana ra maletere lama nga eka vhlwla kan'we eka rito rin'wana na rin'wana.
3. Nkarhi hinkwawo tirhisa letere leri nga exikarhi ka vhlwla eka marito ya wena.
4. Mavita vito a ya pfumeleriwi.



Answers: 1. 12. magazine; Examples: man, mane, name, game, gaze, amen, age, amaze
Tlhlamulo: 1. 12. magazini; Xikombiso: mazingi, zinga, gima, gama, gaza, ga

Will you be SA's next Story Bosso?
Go to www.nalibali.org or www.nalibali.mobi to enter the Nal'ibali Story Bosso storytelling talent search for the chance to win great prizes - and to find stories in all 11 South African languages.



Visit us on Facebook:
www.facebook.com/nalibaliSA
Hi endzeli eka Facebook:
www.facebook.com/nalibaliSA

Xana u nga va Story Bosso wa Afrika-Dzonga? Ya na eka www.nalibali.org kumbe www.nalibali.mobi ku nghenelela eka Story Bosso xa Nal'ibali eka ku lava vuswikoti bya mutsheketi ku wina masagwati ya kahle swinene - na ku kuma mitsheketo hi tindzimi ta 11 ta Afrika-Dzonga.

Produced for Nal'ibali by the Project for the Study of Alternative Education in South Africa (PRAESA) and Tiso Blackstar Education. Translation by Given J Hlongwani. Nal'ibali character illustrations by Rico.

Daily Dispatch

The Herald

Sunday Times

SW **Sunday World**